OXFORD AQA
INTERNATIONAL QUALIFICATIONS

INTERNATIONAL A-LEVEL

CHEMISTRY (9620)

CH04

Unit 4: Organic 2 and Physical 2

Mark scheme

January 2024

Version: 1.0 Final

241XCH04/MS

Mark schemes are prepared by the Lead Assessment Writer and considered, together with the relevant questions, by a panel of subject teachers. This mark scheme includes any amendments made at the standardisation events which all associates participate in and is the scheme which was used by them in this examination. The standardisation process ensures that the mark scheme covers the students' responses to questions and that every associate understands and applies it in the same correct way. As preparation for standardisation each associate analyses a number of students' scripts. Alternative answers not already covered by the mark scheme are discussed and legislated for. If, after the standardisation process, associates encounter unusual answers which have not been raised they are required to refer these to the Lead Examiner.

It must be stressed that a mark scheme is a working document, in many cases further developed and expanded on the basis of students' reactions to a particular paper. Assumptions about future mark schemes on the basis of one year's document should be avoided; whilst the guiding principles of assessment remain constant, details will change, depending on the content of a particular examination paper.

Further copies of this mark scheme are available from www.oxfordaqa.com

Copyright information

OxfordAQA retains the copyright on all its publications. However, registered schools/colleges for OxfordAQA are permitted to copy material from this booklet for their own internal use, with the following important exception: OxfordAQA cannot give permission to schools/colleges to photocopy any material that is acknowledged to a third party even for internal use within the centre.

Copyright © 2024 OxfordAQA International Examinations and its licensors. All rights reserved.

A-level Chemistry
Mark Scheme Instructions for Examiners

1. General

The mark scheme for each question shows:

- the marks available for each part of the question
- the total marks available for the question
- the typical answer or answers which are expected
- extra information to help the examiner make his or her judgement and help to delineate what is acceptable or not worthy of credit or, in discursive answers, to give an overview of the area in which a mark or marks may be awarded.

The extra information in the 'Comments' column is aligned to the appropriate answer in the left-hand part of the mark scheme and should only be applied to that item in the mark scheme.

You should mark according to the contents of the mark scheme. If you are in any doubt about applying the mark scheme to a particular response, consult your Team Leader.

At the beginning of a part of a question a reminder may be given, for example: where consequential marking needs to be considered in a calculation; or the answer may be on the diagram or at a different place on the script.

In general the right-hand side of the mark scheme is there to provide those extra details which might confuse the main part of the mark scheme yet may be helpful in ensuring that marking is straightforward and consistent.

The use of M1, M2, M3 etc in the right-hand column refers to the marking points in the order in which they appear in the mark scheme. So, M1 refers to the first marking point, M2 the second marking point etc.

2. Emboldening

2.1 In a list of acceptable answers where more than one mark is available 'any **two** from' is used, with the number of marks emboldened. Each of the following bullet points is a potential mark.

2.2 A bold **and** is used to indicate that both parts of the answer are required to award the mark.

2.3 Alternative answers acceptable for a mark are indicated by the use of **or**. Different terms in the mark scheme are shown by a / ; eg allow smooth / free movement.

3. Marking points

3.1 Marking of lists

This applies to questions requiring a set number of responses, but for which students have provided extra responses. The general 'List' principle to be followed in such a situation is that 'right + wrong = wrong'.

Each error / contradiction negates each correct response. So, if the number of error / contradictions equals or exceeds the number of marks available for the question, no marks can be awarded.

However, responses considered to be neutral (often prefaced by 'Ignore' in the mark scheme) are not penalised.

For example, in a question requiring 2 answers for 2 marks:

Correct answers	Incorrect answers (ie incorrect rather than neutral)	Mark (2)	Comment
1	0	1	
1	1	1	They have not exceeded the maximum number of responses so there is no penalty.
1	2	0	They have exceeded the maximum number of responses so the extra incorrect response cancels the correct one.
2	0	2	
2	1	1	
2	2	0	
3	0	2	The maximum mark is 2
3	1	1	The incorrect response cancels out one of the two correct responses that gained credit.
3	2	0	Two incorrect responses cancel out the two marks gained.
3	3	0	

3.2 Marking procedure for calculations

Full marks should be awarded for a correct numerical answer, without any working shown, unless the question states 'Show your working' or 'justify your answer'. In this case, the mark scheme will clearly indicate what is required to gain full credit.

If an answer to a calculation is incorrect and working is shown, process mark(s) can usually be gained by correct substitution / working and this is shown in the 'Comments' column or by each stage of a longer calculation.

3.3 Errors carried forward, consequential marking and arithmetic errors

Allowances for errors carried forward are most likely to be restricted to calculation questions and should be shown by the abbreviation ECF or consequential in the marking scheme.

An arithmetic error should be penalised for one mark only unless otherwise amplified in the marking scheme. Arithmetic errors may arise from a slip in a calculation or from an incorrect transfer of a numerical value from data given in a question.

3.4 Equations

In questions requiring students to write equations, state symbols are generally ignored unless otherwise stated in the 'Comments' column.

Examiners should also credit correct equations using multiples and fractions unless otherwise stated in the 'Comments' column.

3.5 Oxidation states

In general, the sign for an oxidation state will be assumed to be positive unless specifically shown to be negative.

3.6 Interpretation of 'it'

Answers using the word 'it' should be given credit only if it is clear that the 'it' refers to the correct subject.

3.7 Phonetic spelling

The phonetic spelling of correct scientific terminology should be credited **unless** there is a possible confusion with another technical term or if the question requires correct IUPAC nomenclature.

3.8 Brackets

(…..) are used to indicate information which is not essential for the mark to be awarded but is included to help the examiner identify the sense of the answer required.

3.9 Ignore / Insufficient / Do not allow

Ignore or insufficient is used when the information given is irrelevant to the question or not enough to gain the marking point. Any further correct amplification could gain the marking point.

Do **not** allow means that this is a wrong answer which, even if the correct answer is given, will still mean that the mark is not awarded.

3.10 Marking crossed out work

Crossed out work that **has not been** replaced should be marked as if it were not crossed out, if possible. Where crossed out work **has been** replaced, the replacement work and not the crossed out work should be marked.

3.11 Reagents

The command word "Identify", allows the student to choose to use **either** the name or the formula of a reagent in their answer. In some circumstances, the list principle may apply when both the name and the formula are used. Specific details will be given in mark schemes.

The guiding principle is that a reagent is a chemical which can be taken out of a bottle or container. Failure to identify complete reagents **will be penalised**, but follow-on marks (eg for a subsequent equation or observation) can be scored from an incorrect attempt (possibly an incomplete reagent) at the correct reagent. Specific details will be given in mark schemes.

For example, **no credit** would be given for

- the cyanide ion or CN^- when the reagent should be potassium cyanide or KCN;
- the hydroxide ion or OH^- when the reagent should be sodium hydroxide or NaOH;
- the $Ag(NH_3)_2^+$ ion when the reagent should be Tollens' reagent (or ammoniacal silver nitrate). In this example, no credit is given for the ion, but credit could be given for a correct observation following on from the use of the ion. Specific details will be given in mark schemes.

In the event that a student provides, for example, **both** KCN and cyanide ion, it would be usual to ignore the reference to the cyanide ion (because this is not contradictory) and credit the KCN. Specific details will be given in mark schemes.

3.12 Organic structures

Where students are asked to draw organic structures, unless a specific type is required in the question and stated in the mark scheme, these may be given as displayed, structural or skeletal formulas or a combination of all three as long as the result is unambiguous.

In general

- Displayed formulae must show all of the bonds and all of the atoms in the molecule, but need not show correct bond angles.
- Skeletal formulae must show carbon atoms by an angle or suitable intersection in the skeleton chain. Functional groups must be shown and it is essential that all atoms other than C atoms are shown in these (except H atoms in the functional groups of aldehydes, secondary amines and N-substituted amides which do not need to be shown).
- Structures must not be ambiguous, e.g. 1-bromopropane should be shown as $CH_3CH_2CH_2Br$ and not as the molecular formula C_3H_7Br which could also represent the isomeric 2-bromopropane.
- Bonds should be drawn correctly between the relevant atoms. This principle applies in all cases where the attached functional group contains a carbon atom, eg nitrile, carboxylic acid, aldehyde and acid chloride. The carbon-carbon bond should be clearly shown. Wrongly bonded atoms will be penalised **on every occasion**. (see the examples below)
- The same principle should also be applied to the structure of alcohols. For example, if students show the alcohol functional group as C — HO, they should be penalised **on every occasion**.
- Latitude should be given to the representation of C — C bonds in alkyl groups, given that CH_3— is considered to be interchangeable with H_3C— even though the latter would be preferred.
- Similar latitude should be given to the representation of amines where NH_2— C will be allowed, although H_2N— C would be preferred.
- Poor presentation of vertical C — CH_3 bonds or vertical C — NH_2 bonds should **not** be penalised. For other functional groups, such as — OH and — CN, the limit of tolerance is the half-way position between the vertical bond and the relevant atoms in the attached group.

By way of illustration, the following would apply.

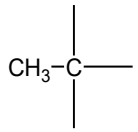

allowed

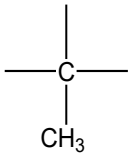

allowed

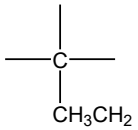

not allowed

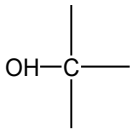

not allowed

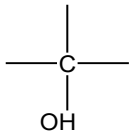

not allowed

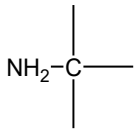

allowed

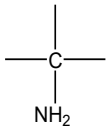

allowed

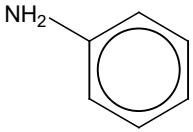

allowed



allowed

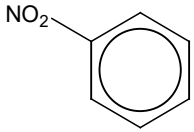

not allowed

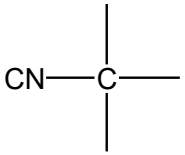

not allowed

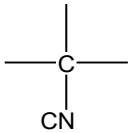

not allowed

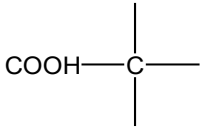

not allowed

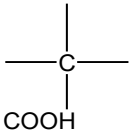

not allowed

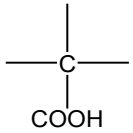

not allowed

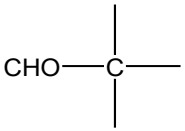

not allowed

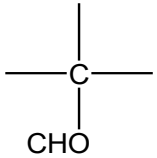

not allowed

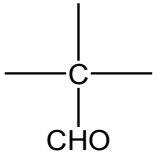

not allowed

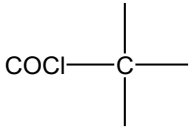

not allowed

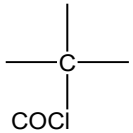

not allowed

- Representation of CH_2 by $C–H_2$ will be penalised
- Some examples are given here of **structures** for specific compounds that should **not** gain credit (but, exceptions <u>may</u> be made in the context of balancing equations)

CH_3COH	for	ethanal
CH_3CH_2HO	for	ethanol
$OHCH_2CH_3$	for	ethanol
C_2H_6O	for	ethanol
CH_2CH_2	for	ethene
$CH_2.CH_2$	for	ethene
$CH_2:CH_2$	for	ethene

- Each of the following **should gain credit** as alternatives to correct representations of the structures.

$CH_2 = CH_2$	for	ethene, $H_2C=CH_2$
$CH_3CHOHCH_3$	for	propan-2-ol, $CH_3CH(OH)CH_3$

- In most cases, the use of “sticks” to represent C — H bonds in a structure should **not** be penalised. The exceptions to this when “sticks” will be penalised include
  - structures in mechanisms where the C — H bond is essential (eg elimination reactions in halogenoalkanes and alcohols)
  - when a displayed formula is required
  - when a skeletal structure is required or has been drawn by the candidate

3.13 Organic names

As a general principle, non-IUPAC names or incorrect spelling or incomplete names should **not** gain credit. Some illustrations are given here.

but-2-ol	should be **butan-2-ol**
2-hydroxybutane	should be **butan-2-ol**
butane-2-ol	should be **butan-2-ol**
2-butanol	should be **butan-2-ol**
ethan-1,2-diol	should be **ethane-1,2-diol**
2-methpropan-2-ol	should be **2-methylpropan-2-ol**
2-methylbutan-3-ol	should be **3-methylbutan-2-ol**
3-methylpentan	should be **3-methylpentane**
3-mythylpentane	should be **3-methylpentane**
3-methypentane	should be **3-methylpentane**
propanitrile	should be **propanenitrile**
aminethane	should be **ethylamine** (although aminoethane can gain credit)
2-methyl-3-bromobutane	should be **2-bromo-3-methylbutane**
3-bromo-2-methylbutane	should be **2-bromo-3-methylbutane**
3-methyl-2-bromobutane	should be **2-bromo-3-methylbutane**
2-methylbut-3-ene	should be **3-methylbut-1-ene**
difluorodichloromethane	should be **dichlorodifluoromethane**

3.14 Organic reaction mechanisms

Curly arrows should originate either from a lone pair of electrons or from a bond.

The following representations should not gain credit **and will be penalised each time** within a clip

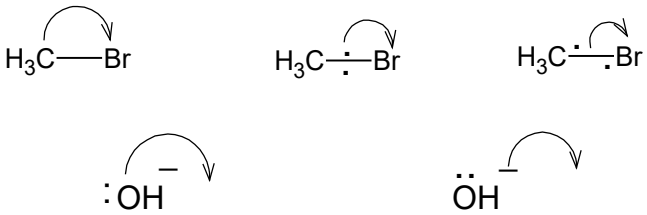

For example, the following would score zero marks

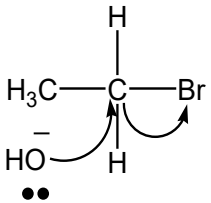

When the curly arrow is showing the formation of a bond to an atom, the arrow can go directly to the relevant atom, alongside the relevant atom or **more than half-way** towards the relevant atom.

In free-radical substitution

- the absence of a radical dot should be penalised **once only** within a clip
- the use of half-headed arrows is not required, but the use of double-headed arrows or the incorrect use of half-headed arrows in free-radical mechanisms should be penalised **once only** within a clip.

The correct use of skeletal formulae in mechanisms is acceptable, but where a C-H bond breaks both the bond and the H must be drawn to gain credit.

Question	Marking guidance	Mark	Comments
01.1	$K_p = \frac{p(H_2) \times p(I_2)}{p(HI)^2}$	1	allow pp ( ) **or** other representation that clearly shows partial pressure do **not** accept [ ]
	$p(H_2) = p(I_2)$	1	
	$p(H_2) \times p(I_2) = K_p \times p(HI)^2$ (= 1690)	1	allow within equations
	or $p(H_2)^2 = K_p \times p(HI)^2$		allow rearrangement with or without numbers
	$p(H_2) = 41.1$ (kPa)	1	allow M4 = $\sqrt{M3}$

Question	Marking guidance	Mark	Comments
01.2	total number of moles of reactant = total number of moles of product	1	allow the units cancel out

Question	Marking guidance	Mark	Comments
01.3	forward reaction is endothermic **or** reverse reaction is exothermic	1	
	equilibrium shifts left to oppose the decrease in temperature **or** equilibrium shifts left to increase the temperature	1	

Total		**7**	

Question	Marking guidance	Mark	Comments
02.1	C_3H_8N	1	ONLY

Question	Marking guidance	Mark	Comments
02.2	(a =) primary / 1° **and** (b =) tertiary / 3° (number of peaks) six / 6	1 1	

Question	Marking guidance	Mark	Comments
02.3	$NH_2(CH_2)_5NH_2$ $HOOC(CH_2)_3COOH$ **or** $ClOC(CH_2)_3COCl$ pentane(-1,5-)dioic acid **or** pentane(-1,5-)dioyl dichloride	1 1 1	allow structural, displayed or skeletal formula allow in either order

Question	Marking guidance	Mark	Comments
02.4	hydrogen bonds between chains	1	

Question	Marking guidance	Mark	Comments
02.5	(because it contains C=O) polar bonds (nylon/amides can be) attacked by (H_2O) nucleophile **or** attacked by lone pair on O	1 1	allow electron-deficient C atom / $C^{\delta+}$

Total		**9**	

Question	Marking guidance	Mark	Comments
03.1	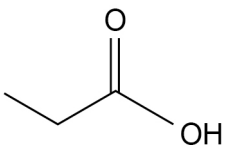 orange to green	1 1	 both colours required

Question	Marking guidance	Mark	Comments
03.2	nucleophilic addition	1	

Question	Marking guidance	Mark	Comments
03.3	$CH_3CH_2CHO + HCN \longrightarrow CH_3CH_2CH(OH)CN$ 2-hydroxybutan<u>e</u>nitrile	1 1	

Question	Marking guidance	Mark	Comments
03.4	(2-hydroxybutanenitrile) is not chiral **or** propanone is symmetrical so product is not chiral	1	allow C does not have 4 different groups do **not** accept a racemic mixture is formed

Question	Marking guidance	Mark	Comments
03.5	no C=O peak at 1680–1750 cm^{-1}	1	

Question	Marking guidance	Mark	Comments
03.6	iodine is not involved in the rate determining step (and in any step before the rate determining step)	1	iodine is involved in a step after the rate determining step

Question	Marking guidance	Mark	Comments
03.7	catalyst	1	
	H^+ appears in rate equation but not in chemical equation	1	allow involved in the reaction but not used up

Total		**10**	

Question	Marking guidance	Mark	Comments
04.1	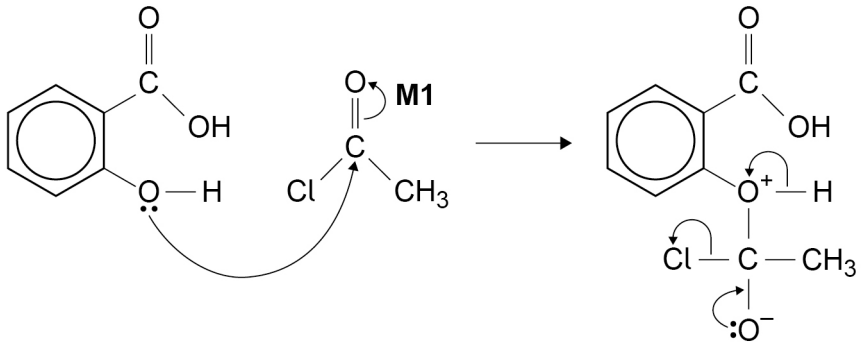	2	M1 arrow from C=O to O M2 arrow from O–H bond to O^+ **and** arrow from C–Cl to Cl **and** arrow from lp on O^- to form C=O

Question	Marking guidance	Mark	Comments
04.2	M1 $\left(\text{n(aspirin)} = \text{n(salicylic acid)} = \frac{1.15}{138}\right) = 0.00833$	1	
	M2 (theoretical mass of aspirin) = M1 × 180 = 1.50 g	1	
	M3 (actual mass of aspirin obtained) = 80% × M2 = 1.20 g	1	

Question	Marking guidance	Mark	Comments
04.3	dissolve in minimum volume of hot ethanol (in a ≤78 °C water bath)	1	allow diagrams for all steps
	filter solution (under reduced pressure) while still hot (to remove insoluble impurities)	1	
	cool the filtrate (in an ice bath) to recrystalise **and** filter	1	
	wash crystals with (small volume) cold water (to remove soluble impurities / unreacted salicylic acid)	1	

Question	Marking guidance	Mark	Comments
04.4	**M1** 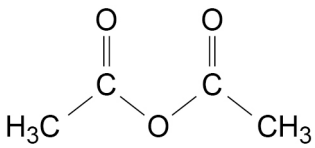	1	allow displayed/skeletal/structural formula 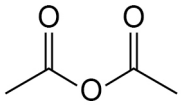
	M2 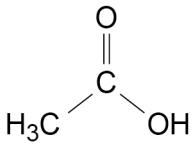	1	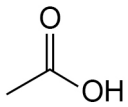
	(ethanoic anhydride) is less corrosive **or** (ethanoic anhydride) does not form strong acid/HCl (fumes) **or** (ethanoic anhydride) is not readily hydrolysed	1	allow ethanoyl chloride is corrosive **or** allow ethanoyl chloride forms strong acid/HCl (fumes) **or** allow ethanoyl chloride is vulnerable to hydrolysis

Total		**12**	

Question	Marking guidance	Mark	Comments
05.1	to ensure thorough mixing	1	

Question	Marking guidance	Mark	Comments
05.2	to stop/quench the reaction	1	

Question	Marking guidance	Mark	Comments
05.3	to find how much NaOH is needed to react with the acid catalyst (to subtract from each sample titre)	1	

Question	Marking guidance	Mark	Comments
05.4	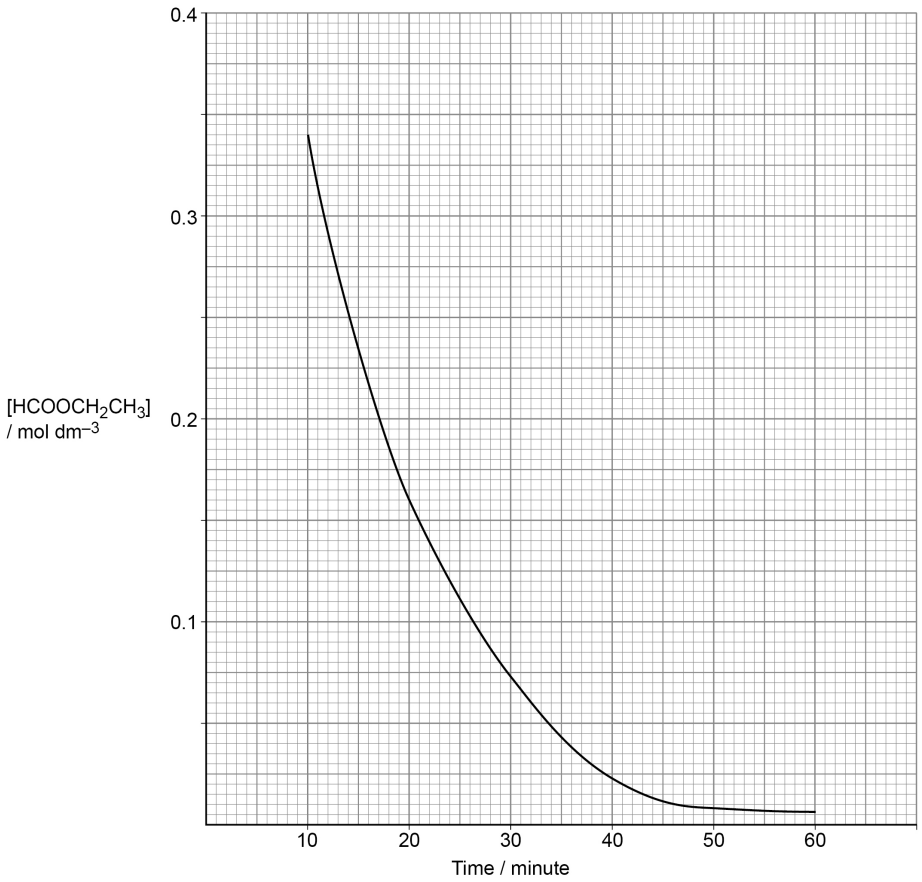	1 1 1	M1 suitable scale (plotted points must cover at least half of the grid in both directions) M2 points plotted correctly M3 smooth curve

Question	Marking guidance	Mark	Comments
05.5	M1 tangent	1	
	M2 rate = (−)0.0067	1	
	M3 mol dm^{-3} min^{-1}	1	allow rate = 1.12 × 10^{-4} mol dm^{-3} s^{-1} for M2 and M3
	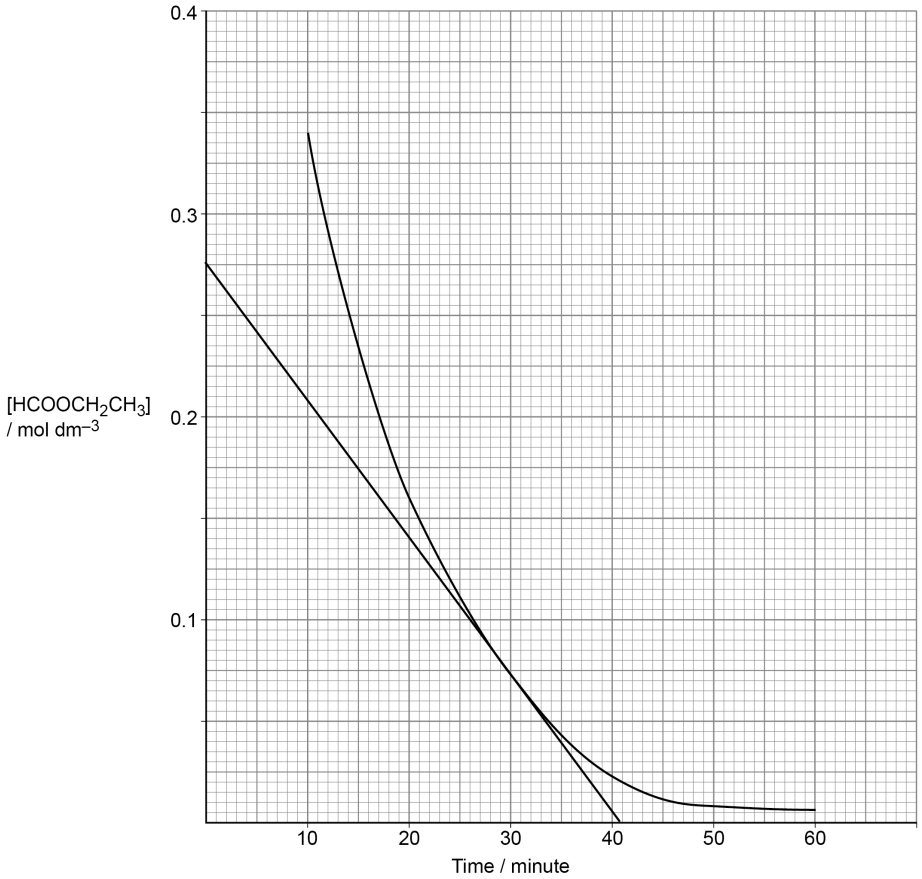		

Question	Marking guidance	Mark	Comments
05.6	first order	1	
	rate is proportional to concentration	1	allow straight line through origin

Total		**11**	

Question	Marking guidance	Mark	Comments
06.1	$CH_3Cl + AlCl_3 \longrightarrow CH_3^+ + AlCl_4^-$	1	
	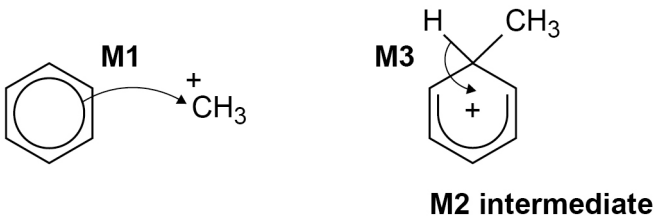	3	M1 arrow from ring (inside hexagon) to C or + on C M2 structure of intermediate ion, symmetrical horseshoe centred around C1 M3 arrow from C-H bond into hexagon

Question	Marking guidance	Mark	Comments
06.2	aromatic ring is very stable and would require a lot of energy to be broken in an addition reaction	1	allow substitution retains the delocalised ring structure of electrons

Question	Marking guidance	Mark	Comments
06.3	(free) radical substitution	1	

Question	Marking guidance	Mark	Comments
06.4	nucleophile and base	1	

Question	Marking guidance	Mark	Comments
06.5	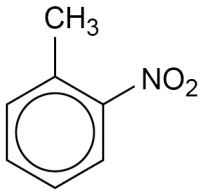 concentrated nitric and concentrated sulfuric acid	1 1	allow any correct structure

Question	Marking guidance	Mark	Comments
06.6	(**B** and **D**) have the same M_r	1	

Total		**10**	

Question	Marking guidance	Mark	Comments
07.1	$NaHCO_3 + H_2NCH_2COOH \longrightarrow H_2NCH_2COONa + H_2O + CO_2$	1	ignore state symbols

Question	Marking guidance	Mark	Comments
07.2	2-amino-3-methylpentanoic acid	1	

Question	Marking guidance	Mark	Comments
07.3	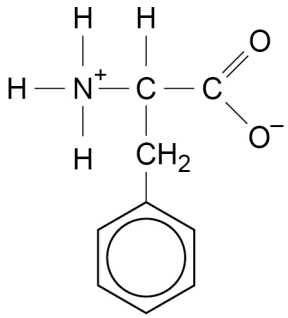	1	
	ionic	1	

Question	Marking guidance	Mark	Comments
07.4	$\frac{3.1}{5.5}$ = 0.564	1	allow range 0.54(54) - 0.58(18)

Question	Marking guidance	Mark	Comments
07.5	two of the amino acids had same/similar R_f value in solvent mixture **1**	1	

Question	Marking guidance	Mark	Comments
07.6	all three amino acids travelled further up the plate with solvent mixture **2** **or** R_f values for solvent mixture **2** are higher	1	

Question	Marking guidance	Mark	Comments
07.7	secondary	1	

Question	Marking guidance	Mark	Comments
07.8	cisplatin binds to N atom in DNA/protein/guanine prevents DNA replication	1 1	

Question	Marking guidance	Mark	Comments
07.9	cisplatin can bind to the DNA in healthy/other cells **or** cisplatin stops healthy cells replicating	1	allow kills normal cells allow any correct side effect (e.g. hair loss)

Total		**11**	

Question	Marking guidance	Mark	Comments
08.1	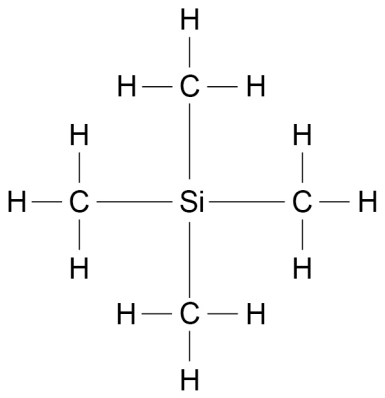	1	allow displayed/skeletal/structural formula

Question	Marking guidance	Mark	Comments
08.2	any **two** from: • inert • one/single peak/signal **or** all H/C in same environment **or** 12 equivalent H/4 equivalent C • upfield/to right of other peaks **or** well away from other peaks **or** does not interfere with other peaks • low boiling point/volatile **or** easily removed	2	

Question	Marking guidance	Mark	Comments
08.3	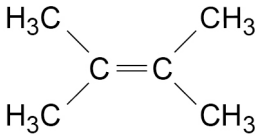	1	allow displayed/skeletal/structural formula

Question	Marking guidance	Mark	Comments
08.4	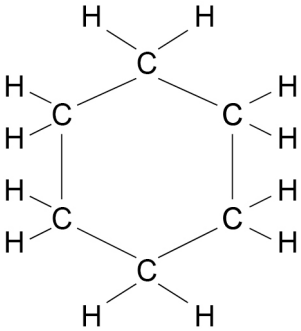	1	allow displayed/skeletal/structural formula

Question	Marking guidance	Mark	Comments
08.5	CCl_4 is symmetrical so there is no overall dipole **or** CCl_4 is symmetrical so dipoles cancel	1	

<table>
<tr><th>Question</th><th>Marking guidance</th><th>Mark</th><th>Comments</th></tr>
<tr><td>08.6</td><td>
<table>
<tr><td>Chemical shift / ppm</td><td>1.4</td><td>3.3</td><td>3.5</td></tr>
<tr><td>Spin-spin splitting pattern</td><td>triplet</td><td>singlet</td><td>quartet</td></tr>
<tr><td>Integration value</td><td>3</td><td>3</td><td>2</td></tr>
</table>
</td><td>2</td><td>2 marks for three correct answers
1 mark for two correct answers</td></tr>
</table>

Question	Marking guidance	Mark	Comments
08.7	CH_3COOH $HCOOCH_3$	1 1	allow in either order allow displayed/skeletal/structural formula

Total		**10**	