OXFORD

INTERNATIONAL
AQA EXAMINATIONS

INTERNATIONAL A-LEVEL CHEMISTRY (9620) CH03

Unit 3: Inorganic 2 and Physical 2

Mark scheme

January 2020

Version: 1.0 Final

201XCH03/MS

Mark schemes are prepared by the Lead Assessment Writer and considered, together with the relevant questions, by a panel of subject teachers. This mark scheme includes any amendments made at the standardisation events which all associates participate in and is the scheme which was used by them in this examination. The standardisation process ensures that the mark scheme covers the students' responses to questions and that every associate understands and applies it in the same correct way. As preparation for standardisation each associate analyses a number of students' scripts. Alternative answers not already covered by the mark scheme are discussed and legislated for. If, after the standardisation process, associates encounter unusual answers which have not been raised they are required to refer these to the Lead Examiner.

It must be stressed that a mark scheme is a working document, in many cases further developed and expanded on the basis of students' reactions to a particular paper. Assumptions about future mark schemes on the basis of one year's document should be avoided; whilst the guiding principles of assessment remain constant, details will change, depending on the content of a particular examination paper.

Further copies of this mark scheme are available from oxfordaqaexams.org.uk

Copyright information

OxfordAQA retains the copyright on all its publications. However, registered schools/colleges for OxfordAQA are permitted to copy material from this booklet for their own internal use, with the following important exception: OxfordAQA cannot give permission to schools/colleges to photocopy any material that is acknowledged to a third party even for internal use within the centre.

Copyright © 2020 Oxford International AQA Examinations and its licensors. All rights reserved.

A-level Chemistry
Mark Scheme Instructions for Examiners

1. General

The mark scheme for each question shows:

- the marks available for each part of the question
- the total marks available for the question
- the typical answer or answers which are expected
- extra information to help the examiner make his or her judgement and help to delineate what is acceptable or not worthy of credit or, in discursive answers, to give an overview of the area in which a mark or marks may be awarded.

The extra information in the 'Comments' column is aligned to the appropriate answer in the left-hand part of the mark scheme and should only be applied to that item in the mark scheme.

You should mark according to the contents of the mark scheme. If you are in any doubt about applying the mark scheme to a particular response, consult your Team Leader.

At the beginning of a part of a question a reminder may be given, for example: where consequential marking needs to be considered in a calculation; or the answer may be on the diagram or at a different place on the script.

In general the right-hand side of the mark scheme is there to provide those extra details which might confuse the main part of the mark scheme yet may be helpful in ensuring that marking is straightforward and consistent.

The use of M1, M2, M3 etc in the right-hand column refers to the marking points in the order in which they appear in the mark scheme. So, M1 refers to the first marking point, M2 the second marking point etc.

2. Emboldening

2.1 In a list of acceptable answers where more than one mark is available 'any **two** from' is used, with the number of marks emboldened. Each of the following bullet points is a potential mark.

2.2 A bold **and** is used to indicate that both parts of the answer are required to award the mark.

2.3 Alternative answers acceptable for a mark are indicated by the use of **OR**. Different terms in the mark scheme are shown by a / ; eg allow smooth / free movement.

3. Marking points

3.1 Marking of lists

This applies to questions requiring a set number of responses, but for which students have provided extra responses. The general 'List' principle to be followed in such a situation is that 'right + wrong = wrong'.

Each error / contradiction negates each correct response. So, if the number of error / contradictions equals or exceeds the number of marks available for the question, no marks can be awarded.

However, responses considered to be neutral (often prefaced by 'Ignore' in the mark scheme) are not penalised.

For example, in a question requiring 2 answers for 2 marks:

Correct answers	Incorrect answers (ie incorrect rather than neutral)	Mark (2)	Comment
1	0	1	
1	1	1	They have not exceeded the maximum number of responses so there is no penalty.
1	2	0	They have exceeded the maximum number of responses so the extra incorrect response cancels the correct one.
2	0	2	
2	1	1	
2	2	0	
3	0	2	The maximum mark is 2
3	1	1	The incorrect response cancels out one of the two correct responses that gained credit.
3	2	0	Two incorrect responses cancel out the two marks gained.
3	3	0	

3.2 Marking procedure for calculations

Full marks should be awarded for a correct numerical answer, without any working shown, unless the question states 'Show your working' or 'justify your answer'. In this case, the mark scheme will clearly indicate what is required to gain full credit.

If an answer to a calculation is incorrect and working is shown, process mark(s) can usually be gained by correct substitution / working and this is shown in the 'Comments' column or by each stage of a longer calculation.

3.3 Errors carried forward, consequential marking and arithmetic errors

Allowances for errors carried forward are most likely to be restricted to calculation questions and should be shown by the abbreviation ECF or consequential in the marking scheme.

An arithmetic error should be penalised for one mark only unless otherwise amplified in the marking scheme. Arithmetic errors may arise from a slip in a calculation or from an incorrect transfer of a numerical value from data given in a question.

3.4 Equations

In questions requiring students to write equations, state symbols are generally ignored unless otherwise stated in the 'Comments' column.

Examiners should also credit correct equations using multiples and fractions unless otherwise stated in the 'Comments' column.

3.5 Oxidation states

In general, the sign for an oxidation state will be assumed to be positive unless specifically shown to be negative.

3.6 Interpretation of 'it'

Answers using the word 'it' should be given credit only if it is clear that the 'it' refers to the correct subject.

3.7 Phonetic spelling

The phonetic spelling of correct scientific terminology should be credited **unless** there is a possible confusion with another technical term or if the question requires correct IUPAC nomenclature.

3.8 Brackets

(…..) are used to indicate information which is not essential for the mark to be awarded but is included to help the examiner identify the sense of the answer required.

3.9 Ignore / Insufficient / Do <u>not</u> allow

Ignore or insufficient is used when the information given is irrelevant to the question or not enough to gain the marking point. Any further correct amplification could gain the marking point.

Do **not** allow means that this is a wrong answer which, even if the correct answer is given, will still mean that the mark is not awarded.

3.10 Marking crossed out work

Crossed out work that **has not been** replaced should be marked as if it were not crossed out, if possible. Where crossed out work **has been** replaced, the replacement work and not the crossed out work should be marked.

3.11 Reagents

The command word "Identify", allows the student to choose to use **either** the name or the formula of a reagent in their answer. In some circumstances, the list principle may apply when both the name and the formula are used. Specific details will be given in mark schemes.

The guiding principle is that a reagent is a chemical which can be taken out of a bottle or container. Failure to identify complete reagents **will be penalised**, but follow-on marks (eg for a subsequent equation or observation) can be scored from an incorrect attempt (possibly an incomplete reagent) at the correct reagent. Specific details will be given in mark schemes.

For example, **no credit** would be given for

- the cyanide ion or CN^- when the reagent should be potassium cyanide or KCN;
- the hydroxide ion or OH^- when the reagent should be sodium hydroxide or NaOH;
- the $Ag(NH_3)_2^+$ ion when the reagent should be Tollens' reagent (or ammoniacal silver nitrate). In this example, no credit is given for the ion, but credit could be given for a correct observation following on from the use of the ion. Specific details will be given in mark schemes.

In the event that a student provides, for example, **both** KCN and cyanide ion, it would be usual to ignore the reference to the cyanide ion (because this is not contradictory) and credit the KCN. Specific details will be given in mark schemes.

3.12 Organic structures

Where students are asked to draw organic structures, unless a specific type is required in the question and stated in the mark scheme, these may be given as displayed, structural or skeletal formulas or a combination of all three as long as the result is unambiguous.

In general

- Displayed formulae must show all of the bonds and all of the atoms in the molecule, but need not show correct bond angles.
- Skeletal formulae must show carbon atoms by an angle or suitable intersection in the skeleton chain. Functional groups must be shown and it is essential that all atoms other than C atoms are shown in these (except H atoms in the functional groups of aldehydes, secondary amines and N-substituted amides which do not need to be shown).
- Structures must not be ambiguous, e.g. 1-bromopropane should be shown as $CH_3CH_2CH_2Br$ and not as the molecular formula C_3H_7Br which could also represent the isomeric 2-bromopropane.
- Bonds should be drawn correctly between the relevant atoms. This principle applies in all cases where the attached functional group contains a carbon atom, eg nitrile, carboxylic acid, aldehyde and acid chloride. The carbon-carbon bond should be clearly shown. Wrongly bonded atoms will be penalised **on every occasion**. (see the examples below)
- The same principle should also be applied to the structure of alcohols. For example, if students show the alcohol functional group as C — HO, they should be penalised **on every occasion**.
- Latitude should be given to the representation of C — C bonds in alkyl groups, given that CH_3— is considered to be interchangeable with H_3C— even though the latter would be preferred.
- Similar latitude should be given to the representation of amines where NH_2— C will be allowed, although H_2N— C would be preferred.
- Poor presentation of vertical C — CH_3 bonds or vertical C — NH_2 bonds should **not** be penalised. For other functional groups, such as — OH and — CN, the limit of tolerance is the half-way position between the vertical bond and the relevant atoms in the attached group.

By way of illustration, the following would apply.

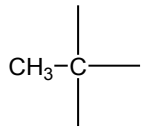

allowed

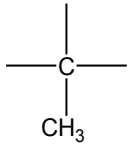

allowed

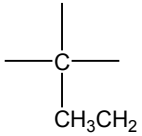

not allowed

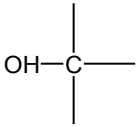

not allowed

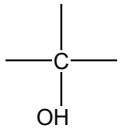

not allowed

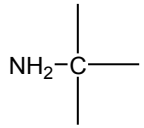

allowed

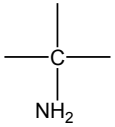

allowed

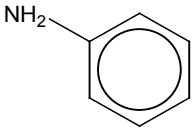

allowed



allowed

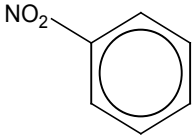

not allowed

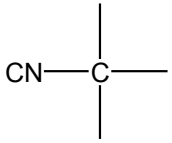

not allowed

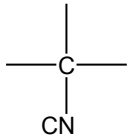

not allowed

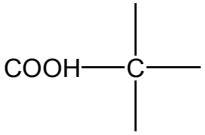

not allowed

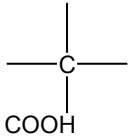

not allowed

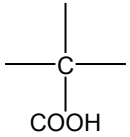

not allowed

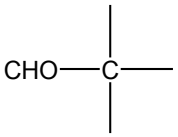

not allowed

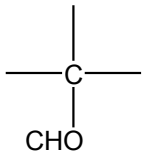

not allowed

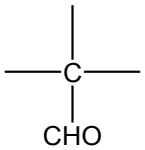

not allowed

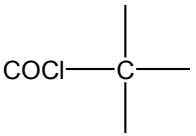

not allowed

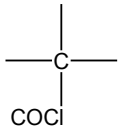

not allowed

- Representation of CH_2 by $C–H_2$ will be penalised
- Some examples are given here of **structures** for specific compounds that should **not** gain credit (but, exceptions <u>may</u> be made in the context of balancing equations)

CH_3COH	for	ethanal
CH_3CH_2HO	for	ethanol
$OHCH_2CH_3$	for	ethanol
C_2H_6O	for	ethanol
CH_2CH_2	for	ethene
$CH_2.CH_2$	for	ethene
$CH_2:CH_2$	for	ethene

- Each of the following **should gain credit** as alternatives to correct representations of the structures.

$CH_2 = CH_2$	for	ethene, $H_2C=CH_2$
$CH_3CHOHCH_3$	for	propan-2-ol, $CH_3CH(OH)CH_3$

- In most cases, the use of “sticks” to represent C — H bonds in a structure should **not** be penalised. The exceptions to this when “sticks” will be penalised include
  - structures in mechanisms where the C — H bond is essential (e.g. elimination reactions in halogenoalkanes and alcohols)
  - when a displayed formula is required
  - when a skeletal structure is required or has been drawn by the candidate

3.13 Organic names

As a general principle, non-IUPAC names or incorrect spelling or incomplete names should **not** gain credit. Some illustrations are given here.

but-2-ol	should be **butan-2-ol**
2-hydroxybutane	should be **butan-2-ol**
butane-2-ol	should be **butan-2-ol**
2-butanol	should be **butan-2-ol**
ethan-1,2-diol	should be **ethane-1,2-diol**
2-methpropan-2-ol	should be **2-methylpropan-2-ol**
2-methylbutan-3-ol	should be **3-methylbutan-2-ol**
3-methylpentan	should be **3-methylpentane**
3-mythylpentane	should be **3-methylpentane**
3-methypentane	should be **3-methylpentane**
propanitrile	should be **propanenitrile**
aminethane	should be **ethylamine** (although aminoethane can gain credit)
2-methyl-3-bromobutane	should be **2-bromo-3-methylbutane**
3-bromo-2-methylbutane	should be **2-bromo-3-methylbutane**
3-methyl-2-bromobutane	should be **2-bromo-3-methylbutane**
2-methylbut-3-ene	should be **3-methylbut-1-ene**
difluorodichloromethane	should be **dichlorodifluoromethane**

3.14 Organic reaction mechanisms

Curly arrows should originate either from a lone pair of electrons or from a bond.

The following representations should not gain credit **and will be penalised each time** within a clip.

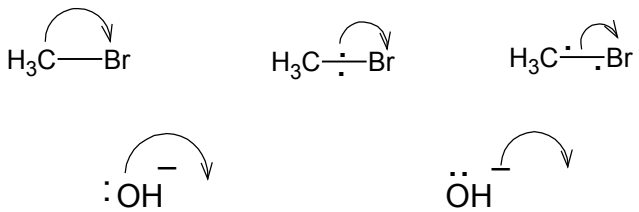

For example, the following would score zero marks

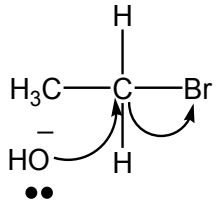

When the curly arrow is showing the formation of a bond to an atom, the arrow can go directly to the relevant atom, alongside the relevant atom or **more than half-way** towards the relevant atom.

In free-radical substitution

- the absence of a radical dot should be penalised **once only** within a clip.
- the use of half-headed arrows is not required, but the use of double-headed arrows or the incorrect use of half-headed arrows in free-radical mechanisms should be penalised **once only** within a clip

The correct use of skeletal formulae in mechanisms is acceptable, but where a C-H bond breaks both the bond and the H must be drawn to gain credit.

Question	Marking guidance	Mark	Comments
01.1	M1 $\Delta H = \Sigma\Delta_f H$ (products) – $\Sigma\Delta_f H$ (reactants) OR $\Delta H = -111 - (-75) - (-242)$ M2 = (+)206 (kJ mol^{-1})	2	–206 scores 1 Correct final answer scores 2
01.2	M1 $\Delta S = \Sigma S$ (products) – ΣS (reactants) OR $\Delta S = (214 + 393) - (186 + 189)$ M2 = (+)232 (J K^{-1} mol^{-1})	2	–232 scores 1 Correct final answer scores 2
01.3	M1 ($\Delta G = \Delta H - T\Delta S$ / ΔG = +206 – (298 x 0.232)) = (+)137 kJ mol^{-1} M2 (not feasible because) ΔG is positive	2	Mark consequentially on any alternative answer(s) given in 01.1 and 01.2 Alternative answer using provided data: M1 +220 – (298 x 0.278) = (+)137 kJ mol^{-1}

01.4	M1 (to be feasible, $\Delta G \leq 0$) $\Delta H = T\Delta S$ OR $T = \Delta H \div \Delta S$ OR 206 ÷ 0.232 OR 888 K M2 615 (°C)	2	Mark consequentially on any alternative answer(s) given in 01.1 and 01.2. Do not allow a negative temperature for M1 M2 consequential on M1 Alternative answer using provided data: M1 $\Delta H = T\Delta S$ OR $T = \Delta H \div \Delta S$ OR 220 ÷ 0.278 OR 791 K M2 518 (°C) Correct final answer scores 2

01.5	tick in box 3 (the reaction becomes feasible at high temperature)	1	

Total		**9**	

Question	Marking guidance	Mark	Comments
02.1	$SiO_2 + 2C + 2Cl_2 \rightarrow SiCl_4 + 2CO$	1	Ignore state symbols Allow multiples
02.2	M1 silicon(IV) chloride has (simple) molecular structure M2 van der Waals' forces between molecules are weak OR van der Waals' forces between molecules are easily broken OR van der Waals' forces between molecules need little energy to break M3 silicon dioxide is macromolecular / has giant covalent structure / giant covalent lattice M4 covalent bonds between atoms are strong OR covalent bonds between atoms are hard to break OR covalent bonds between atoms need much energy to break OR many covalent bonds need to be broken	4	 Allow dispersion / induced dipole-dipole / London forces Penalise M2 for idea of breaking covalent bonds Penalise M4 for idea of intermolecular forces
Total		**5**	

Question	Marking guidance	Mark	Comments
03.1	M1 $Ag(g) + ½ Br_2(l)$ M2 $Ag(g) + Br(g)$ M3 $Ag^+(g) + Br^-(g)$ OR M1 $Ag(g) + ½ Br_2(l)$ M2 $Ag^+(g) + e^- + ½ Br_2(l)$ M3 $Ag^+(g) + Br^-(g)$ OR M1 $Ag(s) + Br(g)$ M2 $Ag(g) + Br(g)$ M3 $Ag^+(g) + Br^-(g)$	3	
03.2	M1 289 + 112 + 732 + electron affinity – 890 = –100 M2 electron affinity = –343 (kJ mol^{-1})	2	
03.3	M1 experimental value takes into account covalent character / takes into account non-sperical ions OR perfect ionic model assumes only ionic attractions / no covalent bonding / completely spherical ions M2 forces/bonds (holding the lattice together) are stronger	2	Ignore covalent bonds are stronger / electronegativity
Total		**7**	

Question	Marking guidance	Mark	Comments
04.1	colourless to (pale) pink	1	Both colours needed
04.2	M1 $n(MnO_4^-)$ = 0.0187 x 0.02285 = 0.000427 (mol) M2 $n(Fe^{2+})$ in 25.0 cm^3 = 5 x 0.000427 = 0.002136 (mol) M3 $n(Fe^{2+})$ in 250 cm^3 = 10 x 0.002135 = 0.02136 (mol) M4 M_r (= 8.37 ÷ 0.02136) = 391.8 / 392	4	 M2 = M1 x 5 M3 = M2 x 10 M4 = 8.37 ÷ M3 Correct final answer scores 4
04.3	M1 M_r (anhydrous) = 284.0 M2 $x = \frac{392 - 284}{18} = 6$	2	 M2 ECF from 04.2 Final answer must be integer Answer using provided value: $x = \frac{356 - 284}{18} = 4$
Total		**7**	

Question	Marking guidance	Mark	Comments
05.1	M1 yellow flame / orange flame/light M2 white solid/powder/ash	2	
05.2	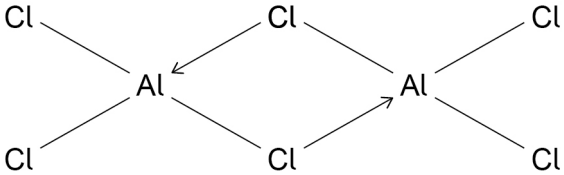	2	M1 all atoms correct and 8 bonds (lines or arrows) M2 lines and arrows used correctly
05.3	$PCl_5 + 4\,H_2O \rightarrow H_3PO_4 + 5\,HCl$	1	
05.4	M1 $P_4O_{10} + 6\,H_2O \rightarrow 4\,H_3PO_4$ M2 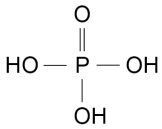	2	
Total		**7**	

Question	Marking guidance	Mark	Comments
06.1	M1 (row 1) blue M2 (row 2) tetrahedral M3 (row 3) +2 / 2 / II	3	Do not allow deep blue
06.2	M1 number of particles increases (from 2 to 7) M2 which causes an increase in entropy/disorder OR ΔS is positive	2	If numbers given, must be correct. Ignore references to numbers of ligand
06.3	M1 the ions absorb some wavelengths / frequencies from <u>visible</u> light M2 to move their d electrons from a lower to a higher energy level M3 these ions absorb red light / light from lower frequencies / higher wavelengths	3	Allow absorbs visible/white light Allow their d electrons are excited Allow blue light transmitted / all colours apart from blue absorbed Do not allow M3 if light is emitted

06.4	M1 prepare solutions of known concentration (in range covering 0.3 mol dm^{-3}) M2 measure absorbance of solutions (in colorimeter) M3 plot results on graph and read off concentration (of provided solution from graph)	3	Accept suitable specified range, eg 0.1 - 0.5

06.5	M1 (trans isomer) 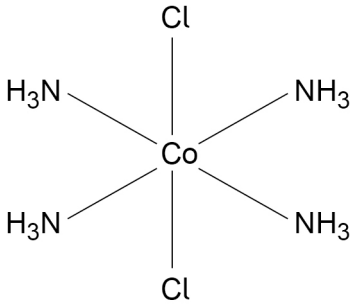 M2 (cis isomer) 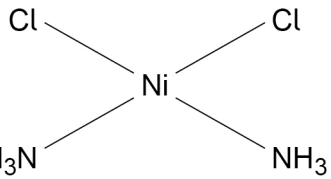 	2	Ignore square brackets and charges

Total		**13**	

Question	Marking guidance	Mark	Comments
07.1	M1 (as an acid) $HPO_4^{2-} \rightarrow PO_4^{3-} + H^+$ M2 (as a base) $HPO_4^{2-} + H^+ \rightarrow H_2PO_4^-$	2	Accept equation with OH^- : $HPO_4^{2-} + OH^- \rightarrow PO_4^{3-} + H_2O$ Accept other equations that show acid/base action, eg M1 $2\,HPO_4^{2-} + Mg \rightarrow 2\,PO_4^{3-} + Mg^{2+} + H_2$ $HPO_4^{2-} + H_2O \rightarrow PO_4^{3-} + H_3O^+$ M2 $HPO_4^{2-} + HCl \rightarrow H_2PO_4^- + Cl^-$
07.2	pH = –log $[H^+]$ = – log(1.57) = –0.20	1	Must be to 2 dp
07.3	M1 (at 15 ºC) $K_w = 0.45 \times 10^{-14}$ ($mol^2\ dm^{-6}$) M2 $[H^+] = \sqrt{K_w} = 6.7 \times 10^{-8}$ ($mol\ dm^{-3}$) M3 pH = –log$[H^+]$ = 7.17	3	M2 ECF from their answer to M1 M3 ECF from their answer to M2
07.4	M1 $K_a = 10^{-4.76} = 1.74 \times 10^{-5}$ M2 $[H^+] = \sqrt{(K_a [HA])}$ OR $[H^+] = \sqrt{(1.74 \times 10^{-5} \times 0.83)}$ M3 $= 3.80 \times 10^{-3}$ ($mol\ dm^{-3}$)	3	M2 and M3 ECF from their answer to M1

07.5	M1 $n(Na_2CO_3.10H_2O) = 7.02 \div 286.0$ $= 0.0245$ (mol) M2 $n(Na_2CO_3)$ in 25.0 cm^3 = 0.00245 (mol) M3 $n(HNO_3)$ = 0.00245 **x 2** = 0.00490 (mol) M4 $[HNO_3] = 0.00490 \div 0.02165$ $= 0.226$ (mol dm^{-3})	4	 M2 = M1 ÷ 10 M3 = M2 x 2 M4 = M3 ÷ 0.02165 Accept answer in range 0.226 - 0.227 ; 2sf or more needed

Total		**13**	

Question	Marking guidance	Mark	Comments
08.1	M1 Fe^{3+} has greater charge/size ratio (than Fe^{2+}) M2 so attracts bonding electrons in O–H in the water ligands more strongly (than Fe^{2+} which releases more H^+ ions)	2	Accept greater charge density OR greater charge and smaller size OR Fe^{3+} is highly polarising / Fe^{3+} is more polarising Accept so weakens the bonds in the water ligands / increases the polarisation of water Allow converse arguments for Fe^{2+}
08.2	M1 (green precipitate X) $Fe(H_2O)_4(OH)_2$ M2 (white precipitate Y) $Al(H_2O)_3(OH)_3$ M3 (colourless solution Z) $[Al(OH)_4]^-$	3	Accept ligands in either order Accept ligands in either order Accept other correct formulae, including $[Al(OH)_6]^{3-}$ / $[Al(H_2O)(OH)_5]^{2-}$ / $[Al(H_2O)_2(OH)_4]^-$ / $NaAl(OH)_4$
08.3	effervescence / bubbles / fizzing	1	Ignore CO_2 gas given off
08.4	$Al(H_2O)_3(OH)_3 + 3H^+ \rightarrow [Al(H_2O)_6]^{3+}$	1	Accept other correct equations, including $[Al(H_2O)_3(OH)_3] + 3HCl \rightarrow [Al(H_2O)_6]^{3+} + 3Cl^-$

08.5	amphoteric	1	

08.6	$[Fe(H_2O)_6]^{3+}$	1	

Total		**9**	

Question	Marking guidance	Mark	Comments
09.1	M1 (calculation of T) 625 (K) M2 (calculation of *k*) 0.105	2	 Allow 0.11
09.2	M1 suitable scale for y-axis (points should cover at least half the grid) M2 points plotted correctly (±0.5 small square) M3 line of best fit (not doubled/kinked) (Ignore missing labels)	3	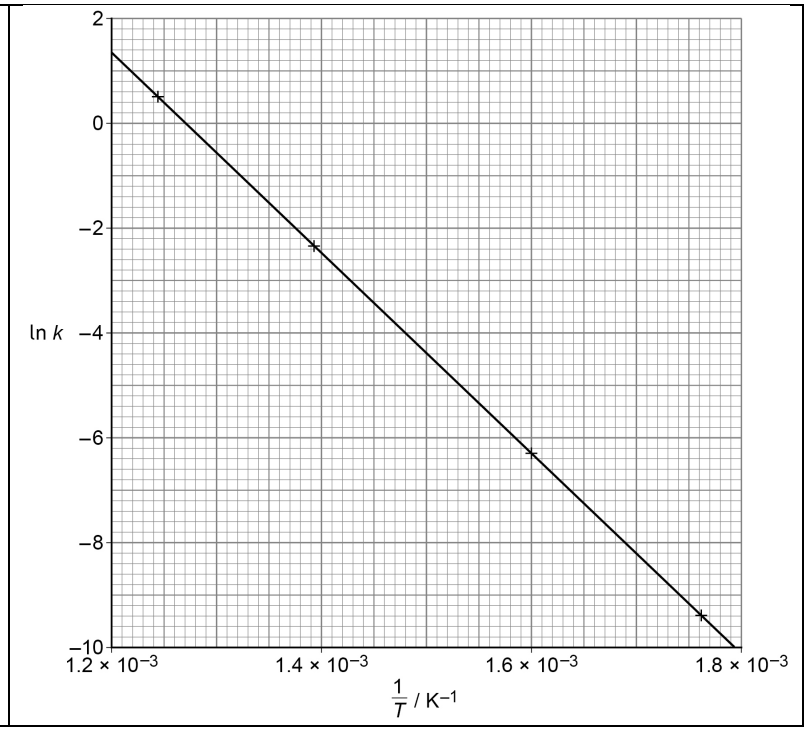

09.3	M1 (calculation of gradient) $\frac{11.3}{5.9 \times 10^{-4}}$ = –19 153 M2 (calculation of E_a) 19 153 x 8.31 = 159 158 J mol^{-1} = 159 kJ mol^{-1}	2	 Do not allow a negative activation energy

09.4	M1 (calculation of 1÷T) $\frac{1}{675}$ = 1.48 x 10^{-3} (K^{-1}) M2 (reading ln *k* from graph) –4.0 M3 calculation of *k* 0.0183 (mol^{-1} dm^3 s^{-1})	3	 M2 ECF from their answer to M1 M3 ECF from their answer to M2

Total		**10**	