Oxford Cambridge and RSA

Friday 24 May 2019 – Morning

A Level Physics B (Advancing Physics)

H557/02 Scientific literacy in physics

Time allowed: 2 hours 15 minutes

You must have:
- the Insert (inserted)
- the Data, Formulae and Relationships booklet (sent with general stationery)

You may use:
- a scientific or graphical calculator
- a ruler (cm/mm)

Please write clearly in black ink. **Do not write in the barcodes.**

Centre number | | | | | | Candidate number | | | | |

First name(s) _____

Last name *StemUp Model Solution*

INSTRUCTIONS
- The Insert will be found inside this document.
- Use black ink. You may use an HB pencil for graphs and diagrams.
- Answer **all** the questions.
- Where appropriate, your answers should be supported with working. Marks may be given for a correct method even if the answer is incorrect.
- Write your answer to each question in the space provided. If additional space is required, use the lined page(s) at the end of this booklet. The question number(s) must be clearly shown.

INFORMATION
- The total mark for this paper is **100**.
- The marks for each question are shown in brackets **[ ]**.
- Quality of extended responses will be assessed in questions marked with an asterisk (*).
- This document consists of **28** pages.

© OCR 2019 [601/4745/3]
DC (JC/CT) 178060/6
OCR is an exempt Charity

stemup.co.uk

SECTION A

Answer **all** the questions.

1 This question is about momentum and force.

(a) A block of mass 0.20 kg has velocity +1.8 m s^{-1}. It collides with a stationary block of mass 0.30 kg. The two blocks stick together after the impact.

(i) Calculate the velocity of the two blocks after impact. Ignore the effects of friction.

momentum conserved: 0.20 × 1.8 = (0.20 + 0.30) v

v = 0.36 / 0.50 = 0.72 m s^{-1}

velocity = ...0.72..... m s^{-1} **[2]**

(ii) Show that kinetic energy is **not** conserved in this collision.

initial k.e. = ½ × 0.20 × 1.8^2 = 0.324 J (0.32 J)

final k.e. = ½ × 0.50 × 0.72^2 = 0.1296 J (0.13 J)

0.13 J < 0.32 J, so k.e. is not conserved (energy lost as heat/sound).

[2]

(iii) The collision took place over time, Δt. By calculating the change of momentum of both blocks, show that the force on one block is equal and opposite to the force on the other block, an example of Newton's third law of motion.

Δp of 0.20 kg block = 0.20 × (0.72 − 1.8) = −0.216 kg m s^{-1}

Δp of 0.30 kg block = 0.30 × (0.72 − 0) = +0.216 kg m s^{-1}

F = Δp / Δt, and both changes take place over the same time Δt:

force on 0.20 kg block = −0.216 / Δt

force on 0.30 kg block = +0.216 / Δt

Equal in size and opposite in direction (Newton's third law).

[3]

© OCR 2019

(b) In a crash test, a driverless car strikes a wall and stops. The graph in Fig. 1.1 shows the variation of the force on the car over the time of the collision.

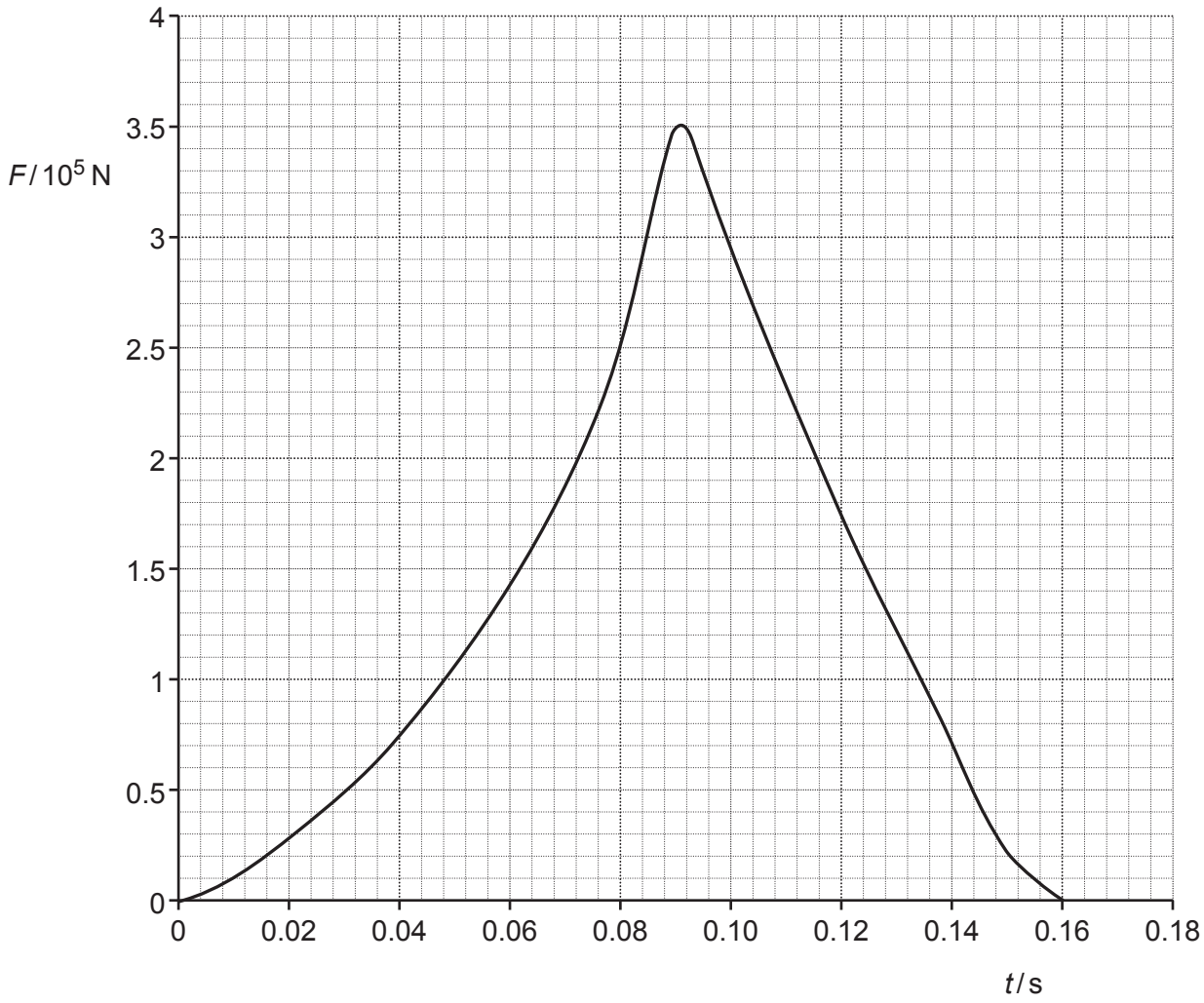

Fig. 1.1

The impulse on the car is given by the area under the curve. Use data from the graph to calculate the initial velocity of the car. Explain your method and reasoning.

mass of car = 1400 kg

Impulse = change of momentum = area under F against t graph.

Count squares: about 22 large squares, each 0.02 s × 0.5 × 10^5 N = 1000 N s

so impulse ≈ 22 × 1000 = 2.2 × 10^4 N s

The car stops, so impulse = mv: v = 2.2 × 10^4 / 1400 = 15.7 m s^{-1}

initial velocity of car = ...16..... m s^{-1} **[3]**

© OCR 2019

stemup.co.uk

2 Fig. 2.1 shows a potential divider circuit using cells with very low internal resistance.

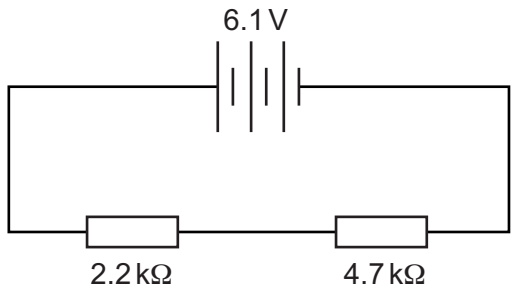

Fig. 2.1

(a) Show that the potential difference across the 4.7 kΩ resistor is 4.2 V to 2 significant figures.

p.d. = 6.1 V × 4.7 kΩ / (2.2 kΩ + 4.7 kΩ)

= 6.1 × 4.7 / 6.9 = 4.155 V ≈ 4.2 V (2 s.f.)

[1]

(b) An analogue voltmeter connected across the 4.7 kΩ resistor reads 3.2 V.

Show that the resistance of the voltmeter is about 5 kΩ.

p.d. across 2.2 kΩ = 6.1 − 3.2 = 2.9 V, so I = 2.9 / 2200 = 1.32×10^{-3} A

R_T of 4.7 kΩ and voltmeter in parallel = 3.2 / 1.32×10^{-3} = 2.43 kΩ

1 / R_T = 1 / 4.7 + 1 / R_V; 1 / R_V = 1 / 2.43 − 1 / 4.7 = 0.199 $kΩ^{-1}$

R_V = 5.0 kΩ (≈ 5 kΩ)

[3]

© OCR 2019

(c) A cell is made by inserting a zinc strip and a copper strip into a potato. When the same analogue voltmeter is connected to the cell as shown in Fig. 2.2, it registers a potential difference of 0.50 V.

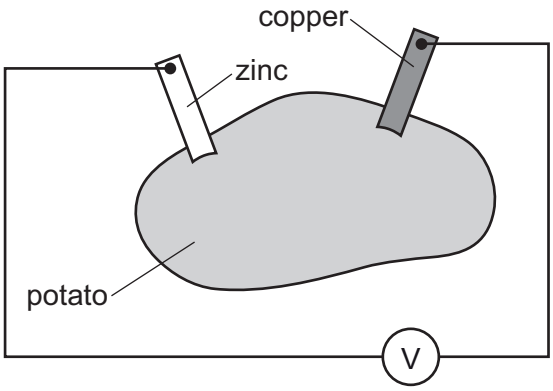

Fig. 2.2

(i) Using your answer to **(b)**, calculate the current in the circuit.

$I = V / R = 0.50 / 5.0 \times 10^3$

current = ...1.0×10^{-4}..... A **[1]**

(ii) When a digital voltmeter of resistance 1.0 MΩ replaces the analogue voltmeter in Fig. 2.2, it registers a potential difference of 0.93 V. Use the readings from the two meters to calculate an estimate for the internal resistance of the potato, stating any assumptions you make.

Assume the e.m.f. $\varepsilon = 0.93$ V (digital meter takes negligible current),

and r is the same in both cases. $\varepsilon = V + Ir$:

$0.93 = 0.50 + (1.0 \times 10^{-4})\, r$

$r = 0.43 / 1.0 \times 10^{-4} = 4.3 \times 10^3\ \Omega$

internal resistance = ...4.3×10^3..... Ω **[3]**

© OCR 2019

stemup.co.uk

3 This question is about electromagnetic induction and eddy currents.

(a) A bar magnet is dropped through a vertically mounted coil connected to a data-logger, as shown in Fig. 3.1.

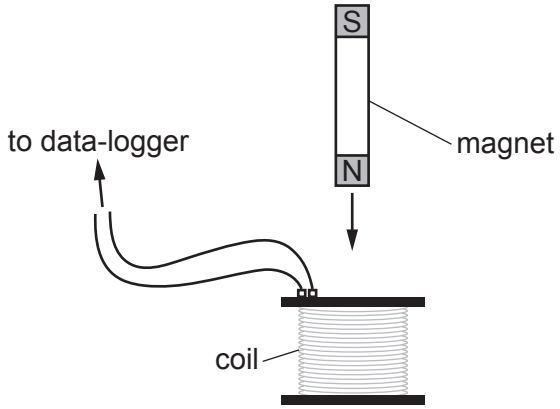

Fig. 3.1

The e.m.f. recorded by the data-logger varies as shown in Fig. 3.2.

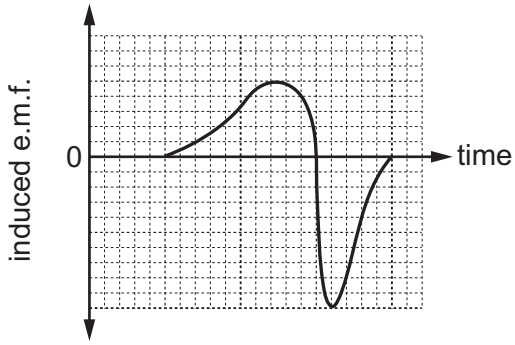

Fig. 3.2

Use the ideas of electromagnetic induction to explain the variation in e.m.f. in Fig. 3.2. **[4]**

Faraday's law: the induced e.m.f. is proportional to the rate of change of flux linkage, $\varepsilon = -N\, d\Phi/dt$.

No e.m.f. before the first loop or after the second: negligible flux linkage with the coil.

Entering, flux linkage increases (positive e.m.f.); leaving, it decreases (negative e.m.f.). The e.m.f. is zero when the magnet is centred in the coil (no change in flux linkage).

The areas of the two loops are equal as each equals the change of flux linkage.

© OCR 2019

The second loop has a larger peak and is shorter as the magnet is moving faster, so the flux changes more rapidly.

(b) An aluminium disk, mounted horizontally on a low-friction pivot, is placed between the poles of a strong magnet, as shown in Fig. 3.3. There is a uniform magnetic field between the poles of the magnet.

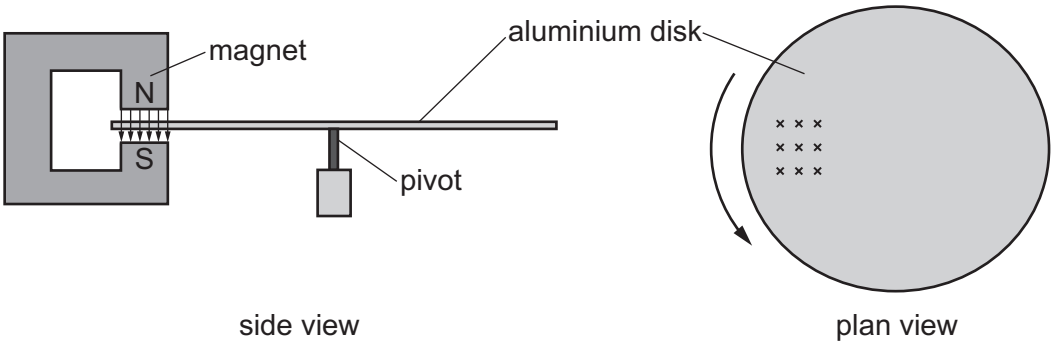

Fig. 3.3

A student sets the disk spinning in the direction shown by the arrow in the plan view above.

Explain how eddy currents are produced in the spinning disk and why these eddy currents make the disk slow down.

The disk is a conductor moving through the magnetic field, so parts of the disk experience a changing magnetic field (flux cutting).
A (changing) e.m.f. is induced in the disk, and this e.m.f. drives currents (eddy currents) round loops in the disk.
The induced currents produce their own magnetic field, which interacts with the field of the magnet, giving a force on the current-carrying disk.
By Lenz's law, the induced field/force acts to oppose the change producing it, i.e. the force opposes the motion of the disk, so the disk slows down.

[4]

© OCR 2019

stemup.co.uk

(c) The student monitors the slowing of the aluminium disk using light gates to measure the speed of a card fastened to the edge of the disk, as shown in Fig. 3.4.

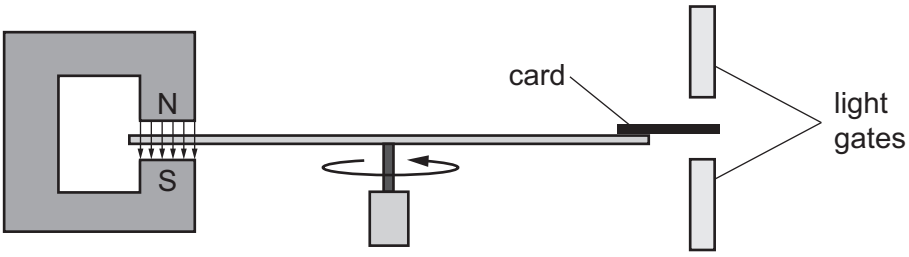

Fig. 3.4

Fig. 3.5 shows how the speed falls over time.

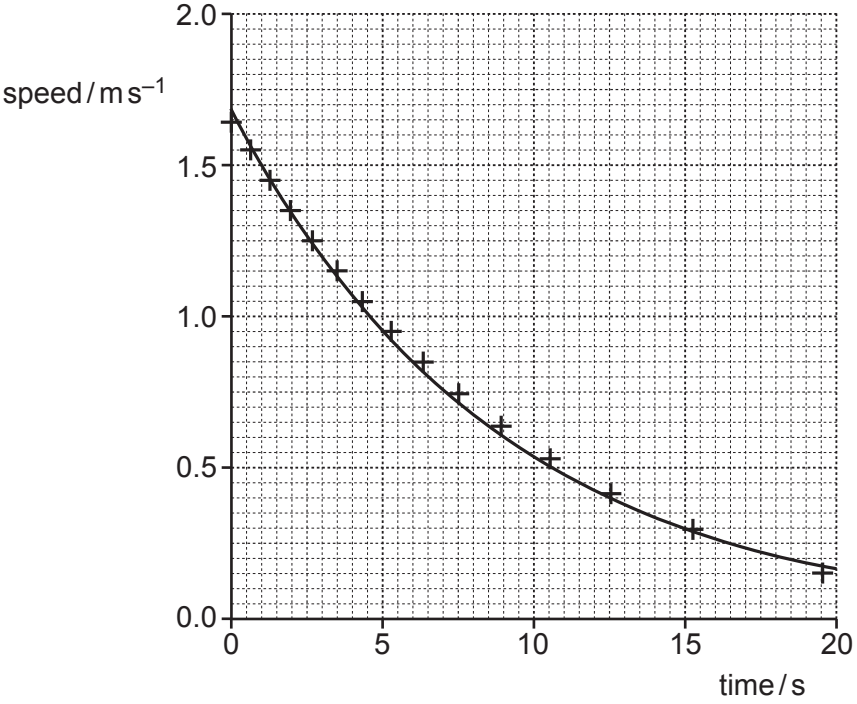

Fig. 3.5

The student suggests that the speed decreases exponentially.

© OCR 2019

(i) Explain what the student means by 'decreases exponentially' and, using ideas from part **(b)**, explain whether you would expect the speed of the disk to decrease in this way.

Exponential decrease: the rate of decrease of the speed is proportional to the speed itself, so the speed falls by the same ratio in equal time intervals.

Yes: the induced e.m.f. is proportional to the rate of change of flux, which depends on the rate of rotation (speed).

So the size of the eddy currents and their field, and therefore the braking force (and deceleration), is proportional to the speed.

However, friction at the pivot (and air resistance) has not been removed, so the decrease may not be exactly exponential.

[4]

(ii) Use data from the graph to test whether there is an exponential decrease in speed over time. Make your conclusion clear.

v at 0, 5, 10, 15 s = 1.68, 0.97, 0.55, 0.30 m s^{-1}; ratios 0.97/1.68 = 0.58, 0.55/0.97 = 0.57, 0.30/0.55 = 0.55: approximately constant, so the decrease is (approximately) exponential.

[3]

© OCR 2019

stemup.co.uk

SECTION B

Answer **all** the questions.

4 This question is about electrons showing wave-like properties.

(a) **(i)** An electron is accelerated through a p.d. of 4.3 kV. Calculate the velocity of the accelerated electron. Ignore relativistic effects.

$E_k = eV = 1.60 \times 10^{-19} \times 4.3 \times 10^3 = 6.88 \times 10^{-16}$ J

$v = \sqrt{(2E_k / m)} = \sqrt{(2 \times 6.88 \times 10^{-16} / 9.11 \times 10^{-31})}$

velocity = ...3.9×10^7..... m s^{-1} **[2]**

(ii) Explain whether it is reasonable to ignore relativistic effects in the calculation in **(a)(i)**. Include a calculation in your explanation.

rest energy = $mc^2 = 9.11 \times 10^{-31} \times (3.00 \times 10^8)^2 = 8.20 \times 10^{-14}$ J

$= 8.20 \times 10^{-14} / 1.60 \times 10^{-19} = 512$ keV

$\gamma = (512 + 4.3) / 512 = 1.008$

γ is not much bigger than 1 (v is only about 0.13c), so it is reasonable to ignore relativistic effects.

[3]

(iii) Calculate the de Broglie wavelength of the accelerated electron.

$\lambda = h / mv = 6.63 \times 10^{-34} / (9.11 \times 10^{-31} \times 3.9 \times 10^7)$

wavelength = ...1.87×10^{-11}..... m **[1]**

© OCR 2019

(b) Accelerated electrons can be diffracted by layers of graphite in a very similar way to light diffracted through a grating. When electrons are accelerated in a glass vessel and pass through graphite, they diffract and form circular rings on a fluorescent screen. Each electron striking the screen emits a tiny flash of light.

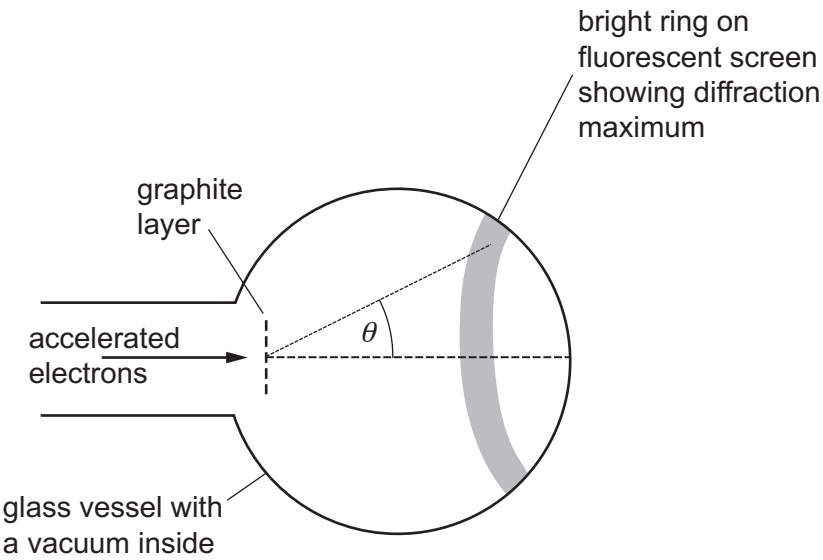

Fig. 4.1

Explain why the rings on the screen become smaller and brighter when the accelerating p.d. the electrons pass through is increased.

A higher accelerating p.d. gives the electrons more energy and momentum, so their de Broglie wavelength $\lambda = h/p$ is shorter. Shorter wavelengths diffract less: the angle θ to the first-order maximum decreases ($\sin\theta \propto \lambda$ for fixed spacing), so the rings are smaller. The more energetic electrons each produce more light (more photons) when they hit the screen, and the light is concentrated on a smaller area, so the rings are brighter.

..... **[3]**

© OCR 2019

stemup.co.uk

(c)* Explain how this demonstration shows that electrons can be considered as 'quantum particles' showing both wave-like and particle-like behaviour. Your answer should describe which aspects of the demonstration show each type of behaviour and explain how diffraction effects can be explained using ideas about phasors. **[6]**

Wave-like behaviour: diffraction is classically a wave property. The rings are explained by waves superposing after passing the graphite layers, giving places of maximum and minimum amplitude depending on the phase relationship (path difference) of the superposing waves.

Particle-like behaviour: each electron arrives at the screen as a single, discrete, point-like flash of light. If electrons were simply waves, the energy of each electron would be spread over the whole screen. The electrons have also been accelerated as charged particles by the p.d.

Phasor model: each electron is represented by a rotating phasor arrow (amplitude and phase) that explores all possible paths from the source, through the graphite layers, to each point on the screen. The phasor rotates at a rate set by the frequency, so its final angle depends on the path length (time) of each path.

The phasors for all paths are added tip to tail to give a resultant phasor. Where they are in phase (path difference $n\lambda$) the resultant is large, giving

Additional answer space if required

a bright ring; where they cancel the resultant is near zero, giving a dark region.

The probability of an electron arriving at a point is proportional to the square of the resultant phasor amplitude, so many electrons arriving one at a time build up the ring pattern.

© OCR 2019

5 A radioisotope that decays forming another isotope is known as a **parent** isotope and the newly formed isotope is known as the **daughter** product. For a sample initially made up of pure parent isotope, with a daughter product which does not decay, Fig. 5.1 shows how the number of parent and daughter nuclei change with time. The daughter product in this case is described as 'stable'.

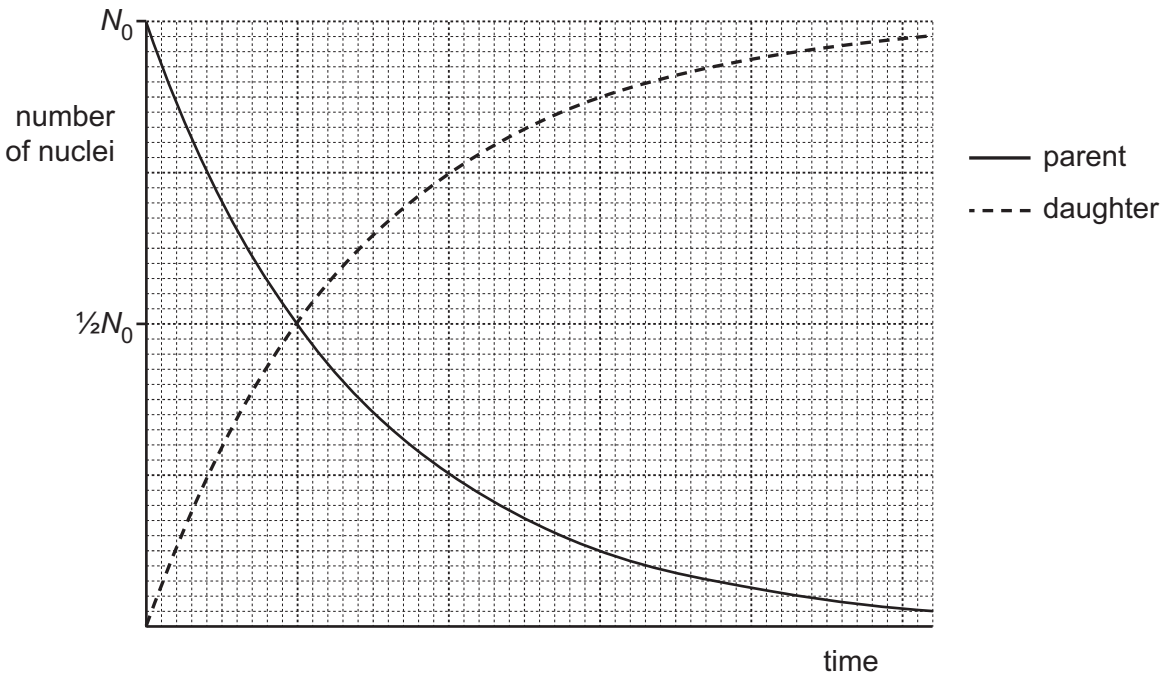

Fig. 5.1

(a) For a stable product, the number of daughter nuclei D at time t is given by the equation

$D = N_0 - N$

where N_0 is the original number of parent nuclei and N is the number of parent nuclei at time t.

Show that the number of daughter nuclei after time t is given by

$D = N_0(1 - e^{-\lambda t})$

$N = N_0 e^{-\lambda t}$

$D = N_0 - N = N_0 - N_0 e^{-\lambda t}$

$D = N_0(1 - e^{-\lambda t})$

[1]

© OCR 2019

stemup.co.uk

(b) The ratio of the number of parent nuclei to number of daughter nuclei can be used to calculate the age of rocks.

The uranium isotope $^{238}_{92}U$ is the beginning of a 'radioactive series' that ends with the stable isotope of lead, $^{206}_{82}Pb$.

(i) Show that a total of eight alpha decays and six beta decays will produce $^{206}_{82}Pb$ from $^{238}_{92}U$.

Each α decay: Z changes by −2 and A by −4. Each β⁻ decay: Z by +1, A by 0.

Z: 8 × (−2) + 6 × (+1) = −16 + 6 = −10, and 92 − 10 = 82

A: 8 × (−4) = −32, and 238 − 32 = 206, giving $^{206}_{82}Pb$

[2]

(ii) The half-life of the series is 4.47×10^9 years. This means that it will take about 4.5 billion years before half the uranium-238 (^{238}U) has decayed into lead-206 (^{206}Pb).

Show that the decay constant for this process is about 1.6×10^{-10} year^{-1}.

$\lambda = \ln 2 / T_{½} = 0.693 / 4.47 \times 10^9 = 1.55 \times 10^{-10}$ year^{-1} ($\approx 1.6 \times 10^{-10}$)

[1]

(iii) A rock is assumed to have contained no lead-206 when it was formed.

In a sample of the rock, the ratio

$$\frac{\text{number of lead-206 atoms present in rock sample}}{\textbf{original}\text{ number of uranium-238 atoms present in rock sample}}$$

is measured to be 0.39.

Calculate how long ago the rock formed, assuming that all the lead-206 formed has remained in the rock.

fraction of U-238 remaining = N / N_0 = 1 − 0.39 = 0.61

$0.61 = e^{-\lambda t}$, so $\ln 0.61 = -1.55 \times 10^{-10}\, t$

$t = 0.494 / 1.55 \times 10^{-10} = 3.2 \times 10^9$ years

time since formation of rock = ...3.2×10^9..... years **[3]**

© OCR 2019

(c) The same rock sample also contains uranium-235, which undergoes a series of decays to form the stable isotope lead-207.

The half-life of this series is 7.0×10^8 years. The ratio

$$\frac{\text{number of lead-207 atoms present in rock sample}}{\text{number of } \textbf{remaining} \text{ uranium-235 atoms present in rock sample}}$$

is measured to be 22.8.

(i) Use the relationship $N = N_0 e^{-\lambda t}$ to show that the number of daughter nuclei after time t is given by

$$D = N\left(\frac{1}{e^{-\lambda t}} - 1\right)$$

where N is the number of parent nuclei remaining at time t.

$N_0 = N / e^{-\lambda t}$, so $D = N_0 - N = N / e^{-\lambda t} - N = N(1/e^{-\lambda t} - 1)$

[1]

(ii) Use the equation for D given in **(c)(i)** and the data given to calculate the value for the age of the rock based on the uranium-235 decay series.

$22.8 = D / N = 1/e^{-\lambda t} - 1$, so $e^{\lambda t} = 23.8$ and $\lambda t = \ln 23.8 = 3.17$

$\lambda = \ln 2 / 7.0 \times 10^8 = 9.90 \times 10^{-10}$ year^{-1}

$t = 3.17 / 9.90 \times 10^{-10} = 3.2 \times 10^9$ years

age of rock = ...3.2×10^9..... years **[3]**

(iii) Rocks are often dated using three separate decay series. Suggest and explain an advantage of three decay series to date rocks rather than just one.

A mean age can be calculated from the three values, and an anomalous result can be identified (for example if some daughter product has left the sample).

Contamination is less likely to affect all three series, and the spread of results indicates the uncertainty in the age. **[2]**

© OCR 2019

stemup.co.uk

6 Fig. 6.1 shows the basic components of a mass spectrometer. This is an instrument which separates ions according to the ratio of their charge to mass.

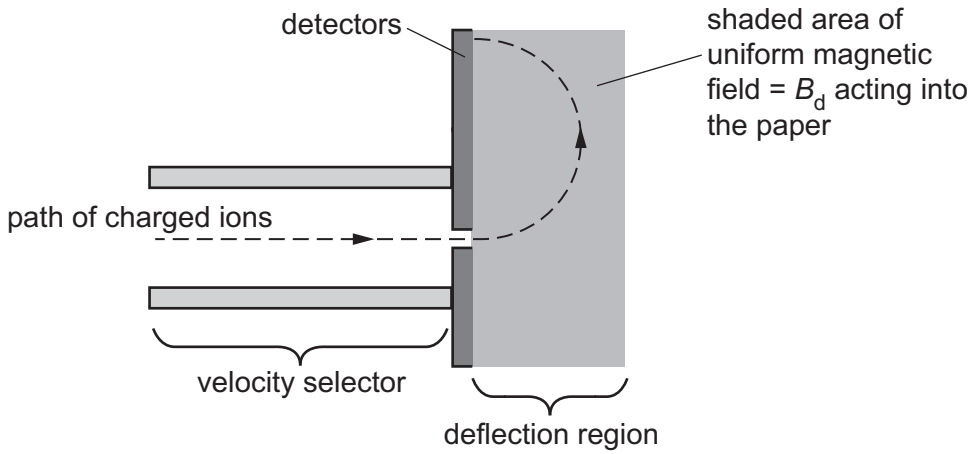

Fig. 6.1

Ions from an ion source (not shown in Fig. 6.1) pass into a region of uniform electric and magnetic fields called a velocity selector. Ions of different mass but with the same velocity will pass through to the deflection region. The ions are then deflected by a separate magnetic field in the deflection region and are detected by a bank of detectors. The position at which the ion is detected depends on the charge-to-mass ratio of the ion.

Fig. 6.2 indicates the uniform electric and magnetic fields in the velocity selector. The magnetic field is acting into the paper. A positive charge q is entering the selector at velocity v.

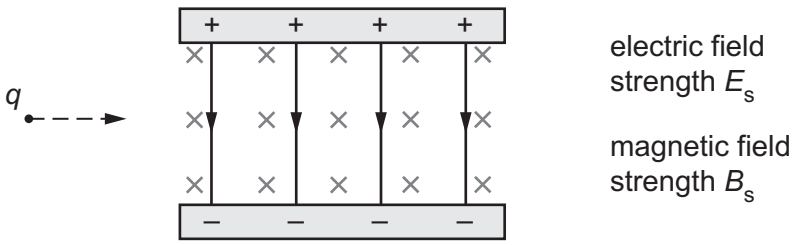

Fig. 6.2

(a) State how Fig. 6.2 shows that the electric field is uniform within the selector.

The field lines are parallel and equally spaced.

..... **[1]**

© OCR 2019

(b) A positive charge q moving horizontally through the selector at velocity v as shown in Fig. 6.2 will experience a downwards electric force and an upwards magnetic force.

(i) By considering the forces on the charge, explain why the charge will **not** be deflected when

$$v = \frac{E_s}{B_s}.$$

electric force = qE_s (down), magnetic force = qvB_s (up)

No deflection when the forces are equal and opposite (no resultant force):

$qvB_s = qE_s$, so $v = E_s / B_s$

[2]

(ii) Show that the units of $\frac{\text{electric field strength}}{\text{magnetic field strength}}$ are equivalent to the unit of velocity.

units of $E_s / B_s = (N\ C^{-1}) / (N\ A^{-1}\ m^{-1}) = A\ m / C$

$A = C\ s^{-1}$, so $= C\ s^{-1}\ m / C = m\ s^{-1}$, the unit of velocity

[2]

(iii) Describe and explain the motion of charges moving through the region if their velocities are not equal to $\frac{E_s}{B_s}$.

If $v \neq E_s/B_s$ the electric and magnetic forces are unequal, so there is a resultant vertical force and the charge accelerates.

If $v > E_s/B_s$ the magnetic force is bigger and the charge is deflected upwards; if $v < E_s/B_s$ it is deflected downwards.

The charge follows a curved path (in the vertical plane) and does not pass through the exit slit.

[3]

© OCR 2019

stemup.co.uk

(c) When charges enter the deflection region shown in Fig. 6.3, they experience a force due to the magnetic field.

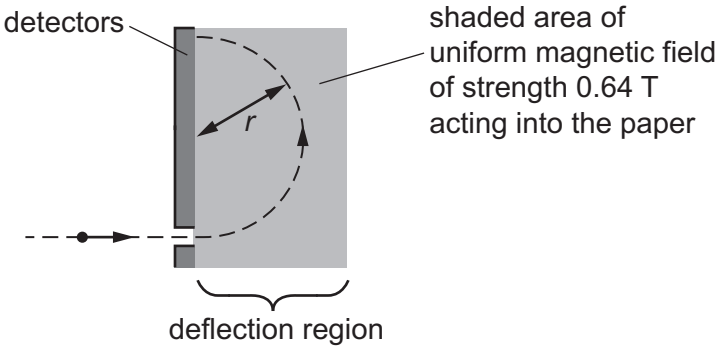

Fig. 6.3

(i) Show that the force on a proton moving at a velocity of $5.2 \times 10^6\,\text{m s}^{-1}$ at right angles to a field of strength 0.64 T is about 5.3×10^{-13} N.

$F = qvB = 1.60 \times 10^{-19} \times 5.2 \times 10^6 \times 0.64 = 5.32 \times 10^{-13}$ N

[1]

(ii) Calculate the radius *r* of the path the proton will follow.

$F = mv^2 / r$, so $r = mv^2 / F$

$r = 1.673 \times 10^{-27} \times (5.2 \times 10^6)^2 / 5.32 \times 10^{-13}$

radius = ...0.085..... m **[2]**

(iii) A beam of $^{12}_{6}C$ and $^{14}_{6}C$ singly charged positive ions with equal velocities enters a deflection region, travelling at right angles to a uniform magnetic field of unknown strength.

Showing your working, calculate the ratio:

$$\frac{\text{radius of path of } ^{14}_{6}C}{\text{radius of path of } ^{12}_{6}C}$$

$qvB = mv^2/r$, so $r = mv / qB$; q, v and B are the same for both ions

so $r \propto m$: $r(14C) / r(12C) = m(14C) / m(12C)$

$= 14 / 12 = 1.17$

[3]

© OCR 2019

SECTION C

Answer **all** the questions.

This section is based on the Advance Notice Article, which is an insert.

7 Fig. 7.1 is an image from Mariner 9. It shows most of the crater at the top of Olympus Mons.



Fig. 7.1

Use data from Fig. 7.1 to calculate the resolution of the image.

70 km bar is 5/7 of the image width: 832 × 5/7 = 594 pixels

resolution = 70 km / 594 pixels

resolution = ...0.12..... km pixel^{-1} **[2]**

© OCR 2019

stemup.co.uk

8 This question is about Martian meteorites (lines 43–47).

(a) Use the value of G and data from the article (lines 56–62) to show that the radius of Mars is about 3.4×10^6 m.

$g = GM / r^2$, so $r = \sqrt{(GM / g)}$

$r = \sqrt{(6.67 \times 10^{-11} \times 6.4 \times 10^{23} / 3.7)}$

$r = 3.40 \times 10^6$ m $\approx 3.4 \times 10^6$ m

[2]

(b)* Calculate the gravitational potential at the surface of Mars and use this value to estimate the energy needed to eject a 0.2 kg rock from the surface to a great distance from the planet. Explain your reasoning.

Use ideas about the gravitational potential of the Sun and the Earth to explain why your calculated value is higher than the energy required for the rock to reach Earth but lower than the value required for the rock to escape from the Solar System. **[6]**

$V_{grav} = -GM / r = -(6.67 \times 10^{-11} \times 6.4 \times 10^{23}) / 3.4 \times 10^6 = -1.26 \times 10^7$ J kg^{-1}

A great distance from Mars the potential is zero, so the energy needed per kilogram to escape Mars is $+1.26 \times 10^7$ J kg^{-1}: work must be done to move the rock through Mars's gravitational field, lifting it out of the potential well.

Energy to eject the rock = $m\Delta V = 0.2$ kg $\times 1.26 \times 10^7$ J kg^{-1} = 2.5×10^6 J.

Earth: Mars is itself in the Sun's gravitational potential well, and the Earth is closer to the Sun, so it is deeper in the Sun's well than Mars. A rock leaving Mars towards Earth is falling into the Sun's potential well, gaining energy from the Sun's field, and near Earth it falls into the Earth's own potential well. So the rock does not need the full 2.5×10^6 J (it only needs to get far enough from Mars), so the energy to reach Earth is less than the calculated value.

Solar System: to escape completely the rock must climb out of Mars's

© OCR 2019

Additional answer space if required

potential well AND out of the Sun's potential well (from Mars's orbit to infinity). The Sun's field gives an extra potential energy change, so more energy is needed than the calculated value.

© OCR 2019

stemup.co.uk

9 An estimate of the atmospheric pressure p at height h above the surface of Mars can be found from the equation

$$\ln p = \ln p_s - \frac{mgh}{kT}$$

where p_s is the pressure at the average surface level, g is the gravitational field strength at the surface, k the Boltzmann constant and T the temperature of the atmosphere.

The pressure at the top of Olympus Mons is 0.03 kPa. Assuming that the Martian atmosphere is carbon dioxide (mass of one molecule = 7.3×10^{-26} kg), use the equation given and data from the article (lines 56–62) to calculate an estimate for the height of Olympus Mons above average surface level.

Suggest **one** reason why this method of estimating the height may be unreliable and explain how this would affect the value of the pressure at the top of Olympus Mons.

Calculation:

$\ln p_s - \ln p = mgh / kT$, so $h = (kT / mg) \ln(p_s / p)$

$h = (1.38 \times 10^{-23} \times 210) / (7.3 \times 10^{-26} \times 3.7) \times \ln(0.6 / 0.03)$

$h = (2.90 \times 10^{-21} / 2.70 \times 10^{-25}) \times \ln 20$

$h = 1.07 \times 10^4 \times 3.00 = 3.2 \times 10^4$ m

height = ...3.2×10^4..... m

Suggestion and explanation:

..T may not be constant: the atmosphere is colder higher up. A lower T makes.....

..the exponent mgh/kT bigger, so the pressure at the top is lower than predicted.....

..(the height estimate is too large).....

.....

..... **[4]**

© OCR 2019

10 A large proportion of the radiation absorbed by astronauts comes from high-energy protons in cosmic rays. The American space agency, NASA, estimates that the dose equivalent received by an astronaut on a three-year return trip to Mars is about 1200 mSv. The calculation assumes that the astronaut spends 18 months on the surface of the planet.

(a) The risk of contracting cancer due to radiation exposure is 5% per Sievert. The percentage risk of contracting cancer for an astronaut on a three-year mission to Mars is about 6%. Compare this with the risk for someone on Earth over the same period. Give reasons for the difference in risk on the two planets.

Annual dose equivalent on Earth from cosmic rays = 0.4 mSv.

dose on Earth in 3 years = 3 × 0.4 mSv = 1.2 mSv = 1.2×10^{-3} Sv

risk = 5% Sv^{-1} × 1.2×10^{-3} Sv = 0.006%

risk on Earth = ...0.006..... %

The risk on Earth is about 1000 times smaller than on the Mars mission. Earth's magnetic field (magnetosphere) deflects charged cosmic rays, and the thick atmosphere absorbs and scatters them; Mars has no magnetic field and a thin atmosphere. **[3]**

(b) Explain why exposure to radiation increases the risk of contracting cancer and how the high level of radiation on the surface of Mars may affect the design of the buildings for a human colony on the planet.

Radiation ionises atoms in the body, damaging cells and their DNA; mutations can cause cells to divide uncontrollably (cancer). Buildings should have very thick walls and roofs (e.g. covered with Martian soil/rock) or be built underground, so that the cosmic rays are absorbed before reaching the colonists. **[2]**

© OCR 2019

stemup.co.uk

11 This question is about placing a 'magnetic shield' at the L1 point between Mars and the Sun (lines 86–95). Fig. 11.1 shows the position of the L1 point.

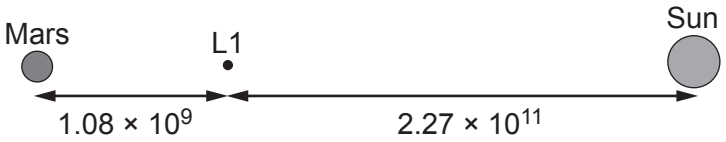

Fig. 11.1 (not to scale)

(a) Calculate the centripetal force required to keep a 1000 kg 'shield' in orbit around the Sun at the L1 point with an orbital period the same as the orbital period of Mars.

Show that the combined gravitational force from the Sun and Mars acting on the 'shield' is approximately equal to the centripetal force required.

orbital period of Mars = 5.94×10^7 s
mass of Sun = 2.00×10^{30} kg

$F = mv^2/r$ with $v = 2\pi r/T$, so $F = 4\pi^2 mr / T^2$

$r = 2.27 \times 10^{11}$ m (L1 to Sun)

$F = 4\pi^2 \times 1000 \times 2.27 \times 10^{11} / (5.94 \times 10^7)^2 = 2.54$ N

Sun: $F = GMm / r^2 = 6.67 \times 10^{-11} \times 2.00 \times 10^{30} \times 1000 / (2.27 \times 10^{11})^2$

$= 2.59$ N (towards the Sun)

Mars: $F = 6.67 \times 10^{-11} \times 6.4 \times 10^{23} \times 1000 / (1.08 \times 10^9)^2$

$= 0.037$ N (towards Mars, opposite direction)

net force $= 2.589 - 0.037 = 2.55$ N towards the Sun

≈ 2.54 N, so approximately equal to the centripetal force required.

[5]

(b) Suggest why the shield may not remain at the L1 point even though the net force from Mars and the Sun is equal to the centripetal force required.

Other massive bodies in the Solar System (e.g. Jupiter) pull on it, and Mars's orbit is not circular, so the shield drifts.

..... **[1]**

END OF QUESTION PAPER

© OCR 2019

ADDITIONAL ANSWER SPACE

If additional space is required, you should use the following lined page(s). The question number(s) must be clearly shown in the margin(s).

© OCR 2019

© OCR 2019

© OCR 2019

OCR
Oxford Cambridge and RSA

Copyright Information

OCR is committed to seeking permission to reproduce all third-party content that it uses in its assessment materials. OCR has attempted to identify and contact all copyright holders whose work is used in this paper. To avoid the issue of disclosure of answer-related information to candidates, all copyright acknowledgements are reproduced in the OCR Copyright Acknowledgements Booklet. This is produced for each series of examinations and is freely available to download from our public website (www.ocr.org.uk) after the live examination series.

If OCR has unwittingly failed to correctly acknowledge or clear any third-party content in this assessment material, OCR will be happy to correct its mistake at the earliest possible opportunity.

For queries or further information please contact The OCR Copyright Team, The Triangle Building, Shaftesbury Road, Cambridge CB2 8EA.

OCR is part of the Cambridge Assessment Group; Cambridge Assessment is the brand name of University of Cambridge Local Examinations Syndicate (UCLES), which is itself a department of the University of Cambridge.

© OCR 2019