Oxford Cambridge and RSA

# Wednesday 19 June 2019 – Morning

## A Level Chemistry B (Salters)

### H433/03 Practical skills in chemistry

**Time allowed: 1 hour 30 minutes**

**You must have:**
- the Insert (inserted)
- the Data Sheet for Chemistry B (Salters) (sent with general stationery)

**You may use:**
- a scientific or graphical calculator

Please write clearly in black ink. **Do not write in the barcodes.**

Centre number | | | | | | Candidate number | | | | |

First name(s) _____

Last name _____

**INSTRUCTIONS**
- Use black ink. You may use an HB pencil for graphs and diagrams.
- The practical insert is needed with this paper.
- Answer **all** the questions.
- Where appropriate, your answers should be supported with working. Marks may be given for a correct method even if the answer is incorrect.
- Write your answer to each question in the space provided. If additional space is required, use the lined page(s) at the end of this booklet. The question number(s) must be clearly shown.

**INFORMATION**
- The total mark for this paper is **60**.
- The marks for each question are shown in brackets **[ ]**.
- Quality of extended responses will be assessed in questions marked with an asterisk (*).
- This document consists of **20** pages.

© OCR 2019 [601/5371/4]
DC (ST/CT) 191619/4 **R**
OCR is an exempt Charity

Answer **all** the questions.

**1** A student taking A level chemistry and biology was researching the use of polymers in medicine. These are sometimes called biopolymers.

The student found that one of the most frequently used biopolymers is polylactic acid, PLA. PLA is made from lactic acid.

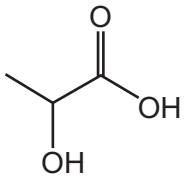


**Lactic acid**

**(a)** Lactic acid is a chiral molecule.

Explain the term **chiral** in this context and use 3-D structures to help your explanation.

Explanation .....

.....

Structures

**[3]**

**(b)** The structure of PLA is shown below.

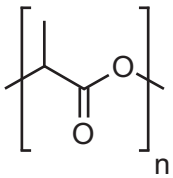


**PLA**

PLA has a wide variety of uses. One use is in biodegradable medical devices (e.g. screws and plates that are expected to biodegrade within 6–12 months).

**(i)** Name the functional group in PLA and suggest the **type** of reaction that occurs when PLA biodegrades.

.....

..... **[2]**

© OCR 2019

**(ii)** State the strongest type of intermolecular bonding that occurs between PLA polymer chains.

Explain, in terms of electronegativity, how this intermolecular bonding arises.

.....

.....

.....

..... **[2]**

**(c)** The industrial manufacture of PLA uses heterogeneous catalysts.

A simple model of heterogeneous catalysis has four steps.

Describe the four steps involved.

1 .....

.....

2 .....

.....

3 .....

.....

4 .....

.....

**[2]**

© OCR 2019

**2** A pair of chemistry students are asked to prepare a sample of paracetamol.
They use the reaction shown in **Fig. 2.1**.

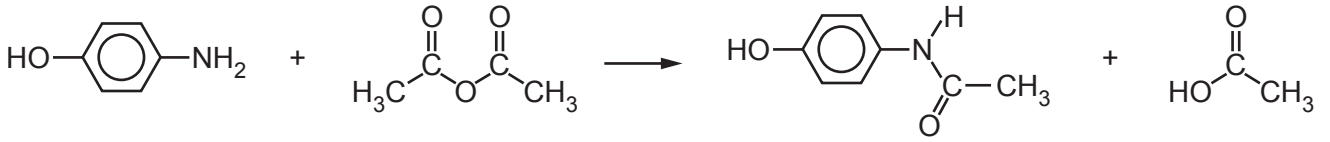


4-aminophenol ethanoic anhydride paracetamol ethanoic acid

**Fig. 2.1**

**(a)** Identify the **two** functional groups in paracetamol, apart from the benzene ring.

1 .....

2 ..... **[2]**

**(b)** The reactant 4-aminophenol can be made from phenol in the two-step synthesis shown below.

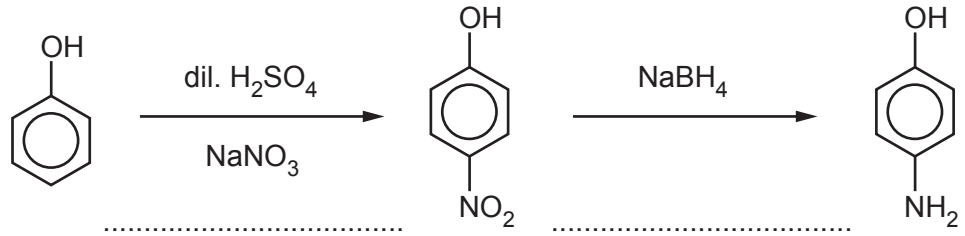


Name the **type** of reaction for each step.

Write your answers on the dotted lines. **[2]**

© OCR 2019

**(c)** **Fig. 2.2** shows some information found on a bottle of ethanoic anhydride.

The students use the information in **Fig. 2.2** to write a risk assessment for ethanoic anhydride.

| Ethanoic anhydride | Hazards |
|---|---|
| | Flammable<br><br>Harmful by inhalation and if swallowed<br><br>Corrosive – causes burns |

**Fig. 2.2**

Suggest **three** precautions that the students should take when using ethanoic anhydride.

1 .....

.....

2 .....

.....

3 .....

.....

**[3]**

**(d)** The mechanism for the reaction for the formation of paracetamol is shown in **Fig. 2.3**.

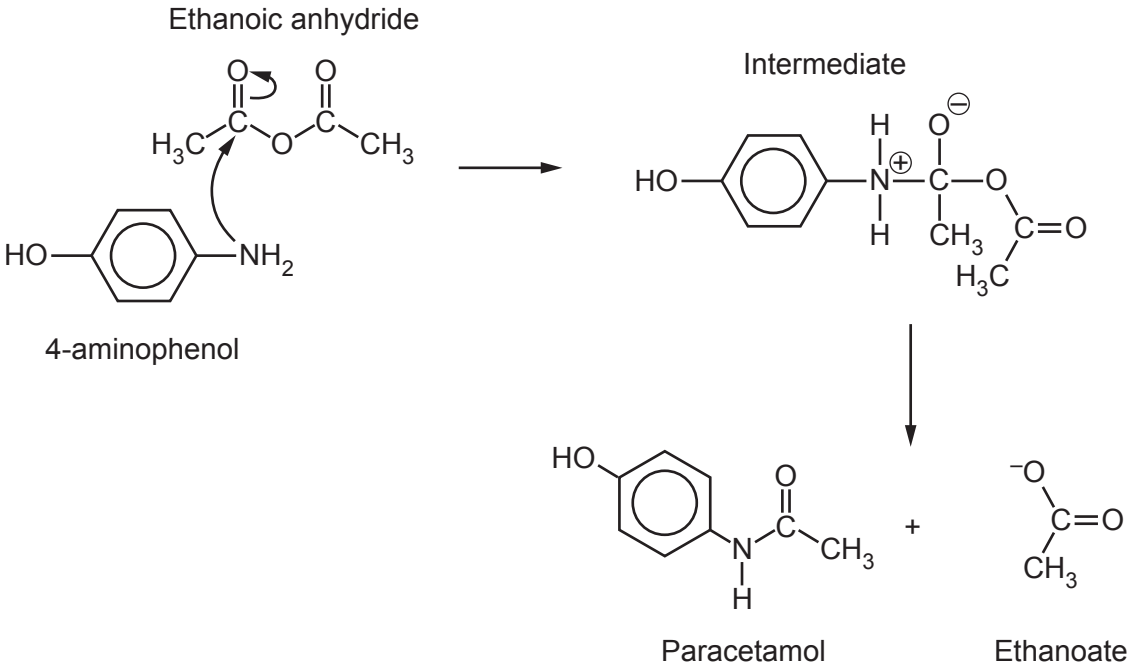


**Fig. 2.3**

Mark curly arrows to show the electron movements that occur in the **intermediate** to allow formation of the products in **Fig. 2.3**. **[1]**

© OCR 2019

**(e)** The students carry out the preparation using water as solvent. Paracetamol is insoluble in water.

The students use the apparatus in **Fig. 2.4** to separate the paracetamol from the reaction mixture.

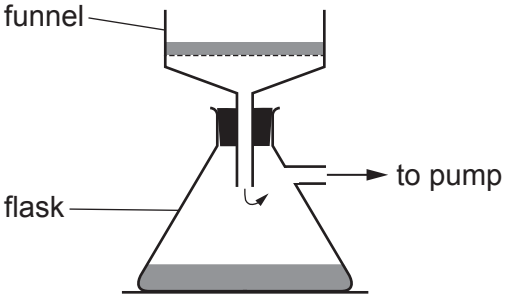


**Fig. 2.4**

**(i)** Name the technique in **Fig. 2.4** and explain how this apparatus is used to get a sample of impure solid paracetamol.

.....

.....

.....

.....

.....

..... **[3]**

**(ii)** Suggest a reason for using the technique in **Fig. 2.4** rather than simple filtration.

.....

..... **[1]**

© OCR 2019

**Fig. 2.1** is repeated below.

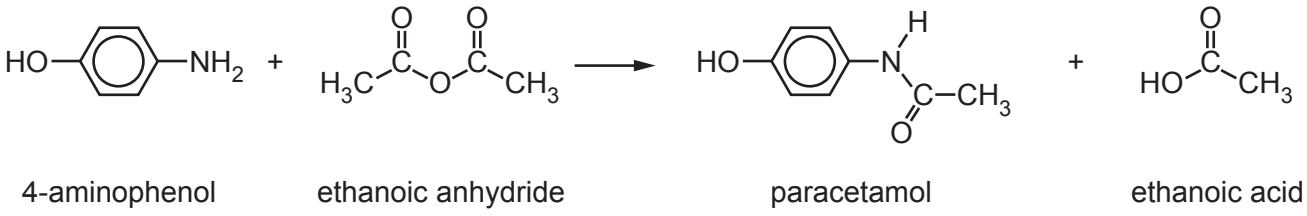


**Fig. 2.1**

**(f)** The students then recrystallised their paracetamol sample.

The students started with a mass of 2.1 g of 4-aminophenol and used excess ethanoic anhydride.

The mass of the dried recrystallised paracetamol produced was 1.5 g.

Calculate the percentage yield for the students' reaction.

Give your answer to an **appropriate** number of significant figures.

percentage yield = ..... % **[3]**

© OCR 2019

**(g)** The students sent pure samples of their reagents and products to a university lab. Spectra of all the compounds were produced.

The spectra from **one** of the compounds are shown below.

**Infra-red spectrum**

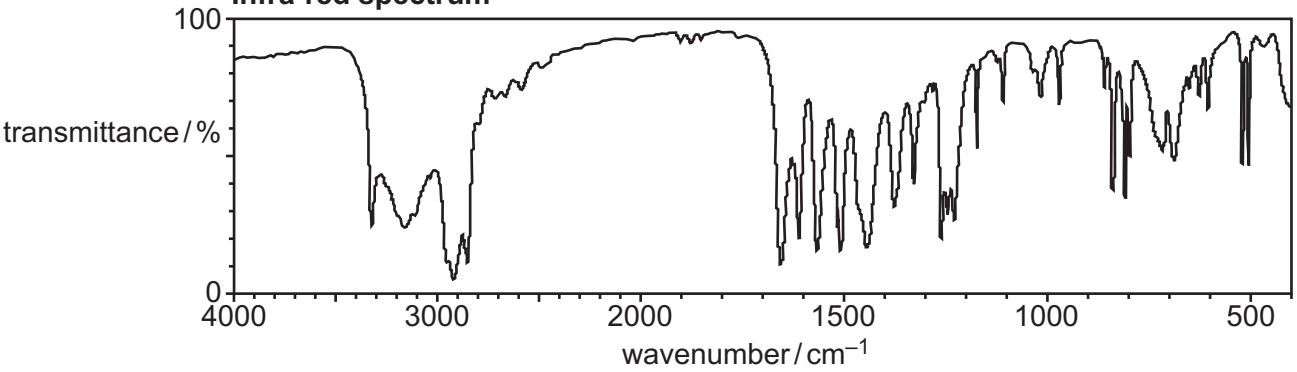


**Proton NMR spectrum**

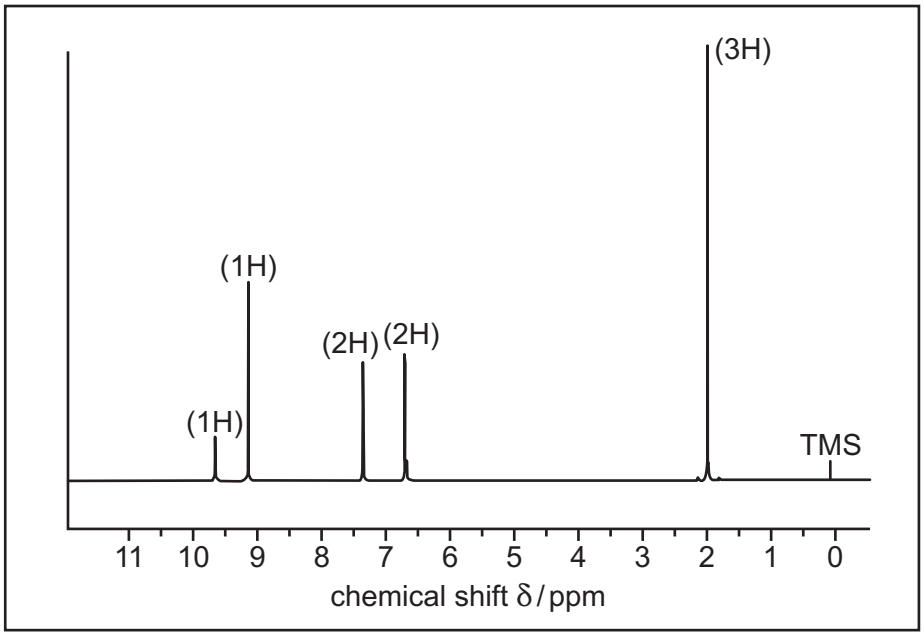


**$^{13}$C NMR spectrum**

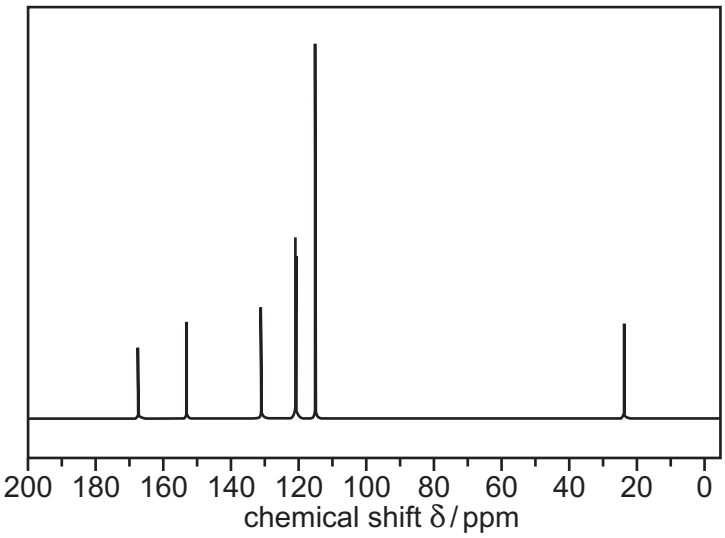


**You may do working on this page but it will not be marked**

© OCR 2019

Use pieces of evidence from **all** the spectra to identify the compound. **[6]**

.....

.....

.....

.....

.....

.....

.....

.....

.....

.....

.....

.....

.....

.....

.....

.....

Additional answer space if required

.....

.....

.....

.....

.....

.....

.....

.....

© OCR 2019

**(h)** The mass spectrum of ethanoic acid is shown below.

**Mass Spectrum**

© National Institute of Standards and Technology, webbook11@nist.gov. Item removed due to third party copyright restrictions. Link to material: https://webbook.nist.gov/cgi/cbook.cgi?Spec=C64197&Index=0&Type=Mass&Large=on

**(i)** Give the structures that produce the peaks at:

60 .....

43 .....
**[2]**

**(ii)** Suggest why there is a small peak at 61.

.....

..... **[1]**

© OCR 2019

BLANK PAGE

PLEASE DO NOT WRITE ON THIS PAGE

© OCR 2019

**3** A group of students are investigating the properties of weak acids and buffer solutions.

They take measurements of the pH of some solutions before and after adding an equal volume of 0.01 mol dm$^{-3}$ sodium hydroxide solution.

Some of the students' results are shown in the table below.

| Experiment | Original solution | pH before addition | pH after addition |
|---|---|---|---|
| **A** | 0.01 mol dm$^{-3}$ ethanoic acid | 3.4 | 8.2 |
| **B** | 0.1 mol dm$^{-3}$ ethanoic acid plus an equal volume of 0.1 mol dm$^{-3}$ sodium ethanoate | 4.8 | 4.9 |
| **C** | 0.1 mol dm$^{-3}$ sodium ethanoate | 8.9 | 11.7 |
| **D** | Distilled water | 7.0 | |

**(a)** The solution in experiment **B** is behaving as a buffer solution.

Explain the meaning of the term **buffer solution**.

.....

.....

.....

..... **[2]**

**(b)** $K_a$ for ethanoic acid is $1.7 \times 10^{-5}$ mol dm$^{-3}$.

Show by calculation that the initial pH in experiment **B** is 4.8.

**[2]**

**(c)** Explain why the pH of sodium ethanoate in experiment **C** is alkaline.

Include an equation in your answer.

.....

.....

.....

..... **[2]**

© OCR 2019

**(d)** Calculate the pH of the solution formed after the addition of sodium hydroxide solution in experiment **D**.

pH = ..... **[3]**

**(e)** In a follow-up experiment, 25.0 $cm^3$ of the ethanoic acid solution is titrated with a solution of sodium hydroxide of unknown concentration and the following graph is obtained.

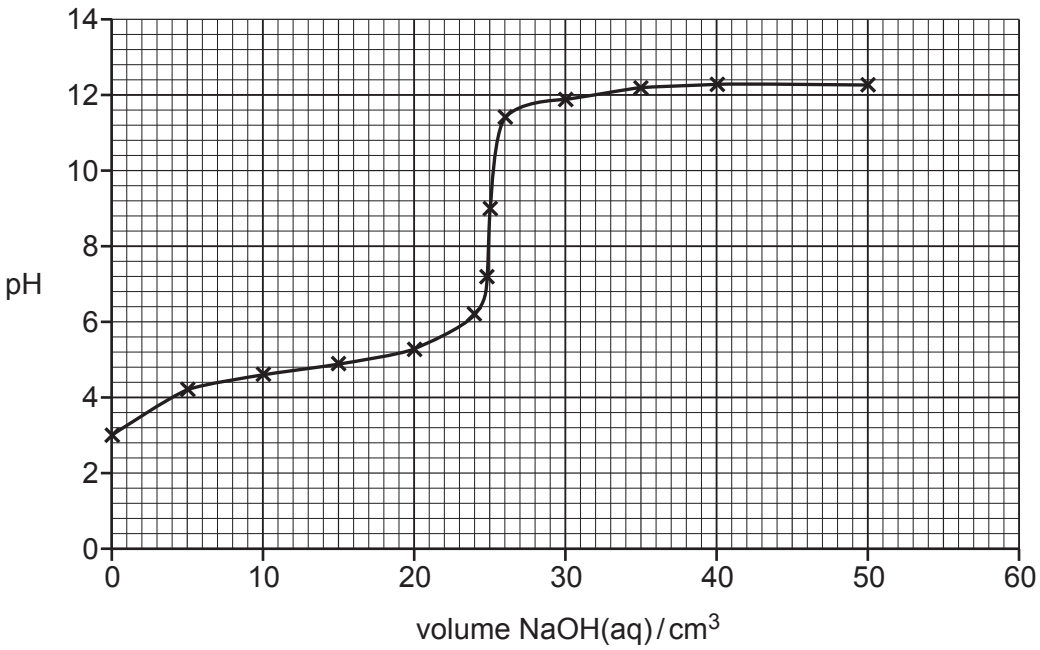


Suggest a suitable practical procedure that would enable this graph to be obtained.

.....

.....

.....

.....

..... **[3]**

© OCR 2019

**4** This question refers to the **Practical Insert** that is provided as an insert to this paper.

**(a)** Suggest why the titre values in **Table 2** increase from sample 1 to sample 4.

.....

..... **[1]**

**(b)** The students use a titre value of 8.00 $cm^3$ to calculate the mass of iron in the spinach in sample 4.

**(i)** Show how the students calculated the value of 8.00 $cm^3$ as their titre for the calculation.

..... **[1]**

**(ii)** Foods 'high' in iron usually contain more than 4 mg of iron per 100 g of foodstuff.
A student states that the data in **Tables 1** and **2** show that spinach is 'high in iron'.

Comment on the student's statement.

Show calculations to support your comments, using the data for **sample 4**.

.....

.....

.....

..... **[4]**

**(c)** A student suggests that the titre values in the experiment are too small and give an unacceptable error for the final answer.

**(i)** Calculate the percentage uncertainty in titre 1 for **sample 4**.

percentage uncertainty = ..... % **[1]**

© OCR 2019

**(ii)** The students want to reduce the percentage uncertainty in the titre values, while using the same equipment.

Suggest **two** ways in which they can do this.

1 .....

.....

2 .....

..... **[2]**

© OCR 2019

**(d)*** There are several d block metal ions, including complex ions, mentioned in the insert. These ions are different colours.

Explain the term **complex ion** and why different complexes of d block elements have different colours.

Give examples from the Insert. **[6]**

.....

.....

.....

.....

.....

.....

.....

.....

.....

.....

.....

.....

.....

.....

.....

Additional answer space if required

.....

.....

.....

.....

.....

.....

**END OF QUESTION PAPER**

© OCR 2019

## ADDITIONAL ANSWER SPACE

If additional space is required, you should use the following lined page(s). The question number(s) must be clearly shown in the margin(s).

© OCR 2019

© OCR 2019

© OCR 2019

OCR
Oxford Cambridge and RSA

**Copyright Information**

OCR is committed to seeking permission to reproduce all third-party content that it uses in its assessment materials. OCR has attempted to identify and contact all copyright holders whose work is used in this paper. To avoid the issue of disclosure of answer-related information to candidates, all copyright acknowledgements are reproduced in the OCR Copyright Acknowledgements Booklet. This is produced for each series of examinations and is freely available to download from our public website (www.ocr.org.uk) after the live examination series.

If OCR has unwittingly failed to correctly acknowledge or clear any third-party content in this assessment material, OCR will be happy to correct its mistake at the earliest possible opportunity.

For queries or further information please contact The OCR Copyright Team, The Triangle Building, Shaftesbury Road, Cambridge CB2 8EA.

OCR is part of the Cambridge Assessment Group; Cambridge Assessment is the brand name of University of Cambridge Local Examinations Syndicate (UCLES), which is itself a department of the University of Cambridge.

© OCR 2019