Oxford Cambridge and RSA

Wednesday 5 June 2024 – Afternoon

A Level Biology B (Advancing Biology)

H422/01 Fundamentals of biology

Time allowed: 2 hours 15 minutes

You must have:
- the Insert (inside this document)
- a ruler (cm/mm)

You can use:
- a scientific or graphical calculator

Please write clearly in black ink. **Do not write in the barcodes.**

Centre number | | | | | | Candidate number | | | | |

First name(s) _____

Last name _____

INSTRUCTIONS
- Use black ink. You can use an HB pencil, but only for graphs and diagrams.
- Write your answer to each question in the space provided. If you need extra space use the lined pages at the end of this booklet. The question numbers must be clearly shown.
- Answer **all** the questions.
- Where appropriate, your answer should be supported with working. Marks might be given for using a correct method, even if your answer is wrong.

INFORMATION
- The total mark for this paper is **110**.
- The marks for each question are shown in brackets **[ ]**.
- Quality of extended response will be assessed in questions marked with an asterisk (*).
- This document has **40** pages.

ADVICE
- Read each question carefully before you start your answer.

© OCR 2024 [601/4720/9]
DC (CJ/SW) 331042/5
OCR is an exempt Charity

Section A

You should spend a **maximum** of **40 minutes** on this section.

Write your answer for each question in the box provided.

1 The diagram shows a molecule of α-glucose.

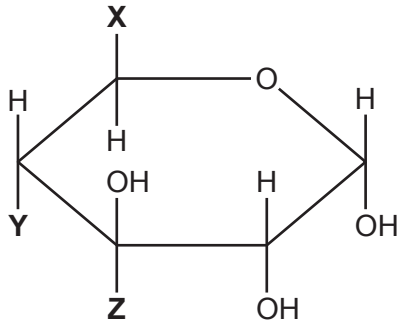

The table below shows chemical groups **X**, **Y** and **Z** labelled on the diagram.

	Chemical group		
	X	**Y**	**Z**
A	OH	CH_2OH	H
B	CH_2OH	OH	H
C	H	OH	CH_2OH
D	H	CH_2OH	OH

Which of the rows, **A** to **D**, is correct?

Your answer ☐

[1]

© OCR 2024

This is an electron micrograph of the ultrastructure of a leucocyte.

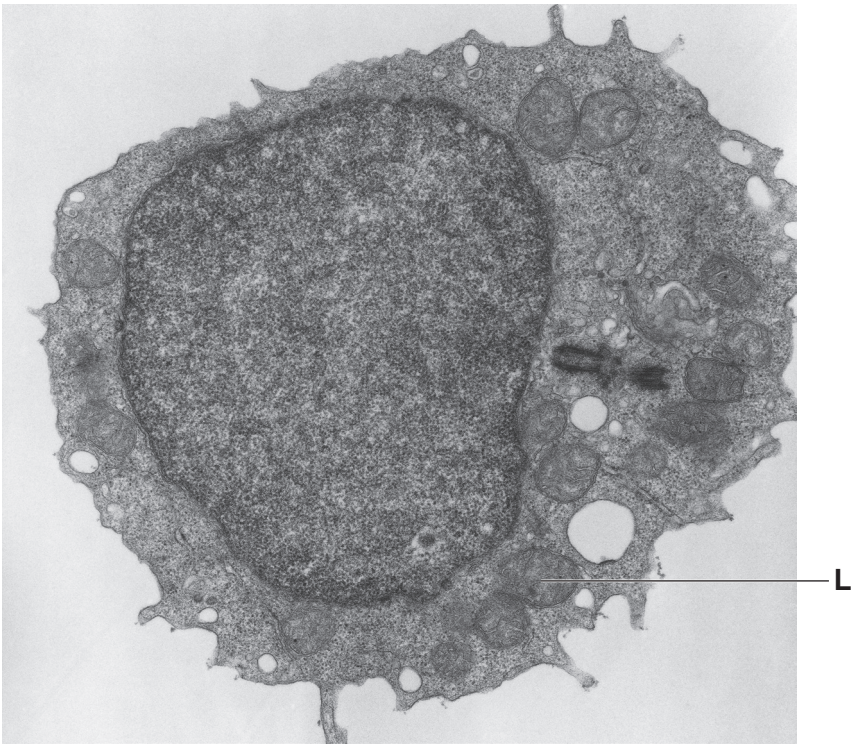

× 8000

Use the electron micrograph to answer questions **2** and **3**.

2 Which of the options identifies the leucocyte in the electron micrograph?

A Lymphocyte

B Macrophage

C Monocyte

D Neutrophil

Your answer ☐

[1]

3 What is the role of the organelle labelled **L**?

A Aerobic respiration

B Lipid synthesis

C Protein synthesis

D Transport

Your answer ☐

[1]

© OCR 2024

4 Which of the statements about the blood clotting process is **not** correct?

A Fibrinogen fibres form a mesh to trap red blood cells.

B Platelets are activated and release thromboplastin.

C Thrombin hydrolyses a soluble plasma protein into insoluble protein fibres.

D Thromboplastin requires calcium ion cofactors.

Your answer ☐

[1]

5 The following statement describes a feature of the genetic code:

The same codon codes for the same amino acid in almost all species.

Which feature of the genetic code is being described?

A Degenerate

B Non-overlapping

C Triplet

D Universal

Your answer ☐

[1]

© OCR 2024

6 Researchers studied the effect of nicotine on heart rate.

Nicotine patches containing 4 mg of nicotine were placed on the skin of volunteers.

During the first day of the study, over a 10-hour period, ten volunteers were given a new nicotine patch every 2 hours and another ten volunteers were given a new nicotine patch every hour.

Each volunteer had mobile heart monitors that measured their heart rate automatically over a 48-hour period starting from the time they were given their first nicotine patch.

The graph shows data from the study.

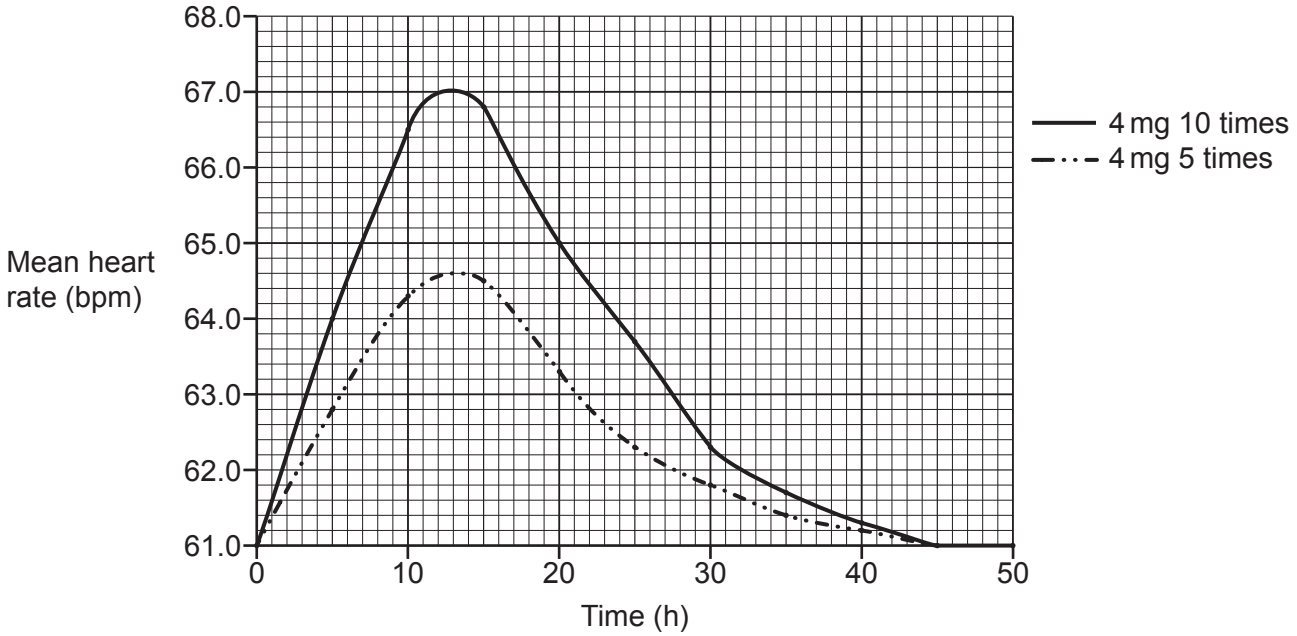

Which of the following statements about these data is/are correct?

1 Mean heart rate of volunteers given 10 nicotine patches increased and decreased at a faster rate.

2 Mean heart rate of both groups started to decrease immediately after the last nicotine patch had been given.

3 Mean heart rate of volunteers given 10 nicotine patches reaches a maximum in a shorter time.

A 1, 2 and 3 are correct

B Only 1 and 2 are correct

C Only 2 and 3 are correct

D Only 1 is correct

Your answer ☐

[1]

© OCR 2024

7 What would result in an increase in the formation of tissue fluid?

A Decrease in hydrostatic pressure at arteriole end of capillary

B Decrease in hydrostatic pressure at venule end of capillary

C Increase in hydrostatic pressure at arteriole end of capillary

D Increase in oncotic pressure at arteriole end of capillary

Your answer ☐

[1]

8 Which of the statements about the transport of water in the apoplast pathway is correct?

A The apoplast pathway is only used to move water from root hair cells to xylem.

B Water is blocked by the Casparian strip.

C Water is transported between cells through plasmodesmata.

D Water is transported from cell to cell through the cytoplasm.

Your answer ☐

[1]

© OCR 2024

9 The sentences below are about the events in apoptosis.

Inside the cell the nucleus shrinks in a process called .....**1**..... . The cytoskeleton and the nucleus are then broken down and the .....**2**..... changes to form blebs. The cell fragments are packaged into .....**3**..... and engulfed by .....**4**..... .

Which of the rows, **A** to **D**, shows the correct words to complete the sentences?

	1	**2**	**3**	**4**
A	karyorrhexis	cell surface membrane	vesicles	macrophages
B	karyorrhexis	cytoplasm	vacuoles	neutrophils
C	pyknosis	cell surface membrane	vesicles	macrophages
D	pyknosis	cytoplasm	vesicles	neutrophils

Your answer ☐

[1]

10 Mitosis and meiosis occurs during gametogenesis.

Which of the cells produced during gametogenesis is diploid?

A Ovum

B Secondary oocyte

C Spermatid

D Spermatogonium

Your answer ☐

[1]

© OCR 2024

11 Hormone replacement therapy (HRT) is used to relieve the symptoms of menopause.

What is **not** an advantage of taking HRT during menopause?

A Preventing hot flushes

B Reduced risk of osteoporosis

C Reduced risk of stroke

D Reduction in mood swings

Your answer ☐

[1]

12 Hormones control events that take place during the human menstrual cycle.

Which hormone results in ovulation and stimulates the formation of a corpus luteum?

A Follicle-stimulating hormone

B Luteinising hormone

C Oestrogen

D Progesterone

Your answer ☐

[1]

© OCR 2024

13 The diagram shows how a chromosome mutation results in a child having a syndrome.

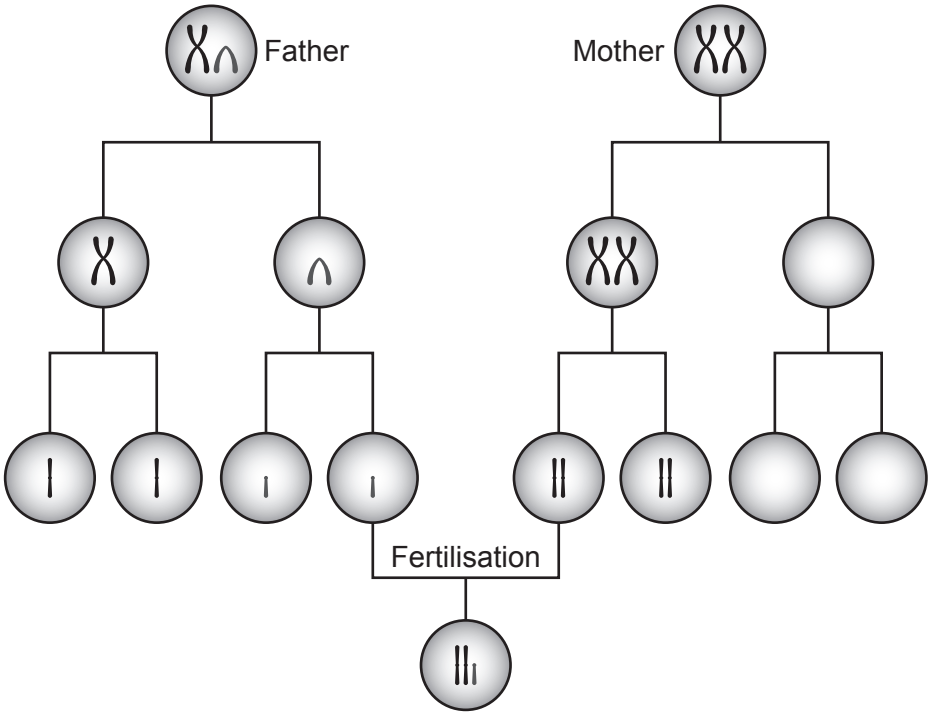

Which of the statements about the diagram is correct?

A Non-disjunction occurs resulting in a child with Klinefelter's syndrome.

B Non-disjunction occurs resulting in a child with Turner's syndrome.

C Translocation occurs resulting in a child with Klinefelter's syndrome.

D Translocation occurs resulting in a child with Turner's syndrome.

Your answer ☐

[1]

14 Which of the statements about different respiratory pigments is correct?

A Adult haemoglobin has a higher affinity for oxygen than fetal haemoglobin.

B Myoglobin has a lower affinity for oxygen than adult haemoglobin.

C The dissociation curve of fetal haemoglobin is shifted to the left of the adult haemoglobin curve.

D The dissociation curve of myoglobin is shifted to the right of the adult haemoglobin curve.

Your answer ☐

[1]

© OCR 2024

15 The diagram shows a piece of apparatus used in an investigation.

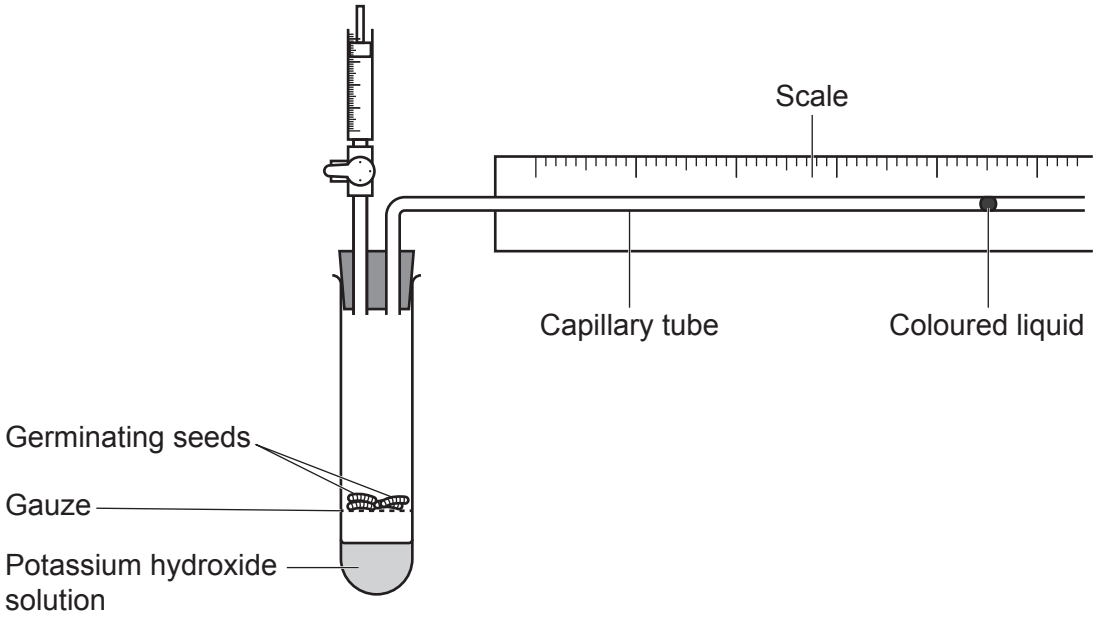

Which of the statements about the apparatus is correct?

A It is a potometer used to measure water uptake.

B It is a respirometer used to measure carbon dioxide uptake.

C It is a respirometer used to measure oxygen uptake.

D It is a spirometer used to measure oxygen uptake.

Your answer ☐

[1]

16 Which of the following statements about oxidative phosphorylation is/are correct?

1 Electrons passing down electron transport chains release energy for ATP production.

2 It occurs in both chloroplasts and mitochondria.

3 Protons are pumped through ATP synthase to provide energy to phosphorylate ADP.

A 1, 2 and 3 are correct

B Only 1 and 2 are correct

C Only 2 and 3 are correct

D Only 1 is correct

Your answer ☐

[1]

© OCR 2024

17 Which of the options is a F.I.T.T. factor that is considered when designing fitness programmes?

A Age

B Exercise duration

C Gender

D VO_2 max

Your answer ☐

[1]

18 Which of the following statements about the control of heart rate is/are correct?

1 Cardiovascular control centre is located in the medulla oblongata.

2 Parasympathetic nervous system decreases heart rate when high blood pressure is detected.

3 Sympathetic nervous system increases heart rate in times of stress.

A 1, 2 and 3 are correct

B Only 1 and 2 are correct

C Only 2 and 3 are correct

D Only 1 is correct

Your answer ☐

[1]

19 Which technique uses X-rays to construct images of internal structures to assess damage to the brain?

A Computed tomography (CT)

B Electroencephalography (EEG)

C Magnetic resonance imaging (MRI)

D Positron emission tomography (PET)

Your answer ☐

[1]

© OCR 2024

20 Scientists studying the effect of Alzheimer's disease on the human brain found Tau protein filaments forming tangles with an average diameter of 3.3×10^{-9} m.

Which of the measurements is the diameter of the tangle in nm?

A 0.0000000033

B 3.3

C 3300

D 330 000

Your answer ☐

[1]

21 Which statement about the Calvin cycle is correct?

A ATP is produced using reduced NADP.

B GP is converted to TP using reduced NADP.

C Reduced NADP is produced using ATP.

D TP is converted to GP using reduced NADP.

Your answer ☐

[1]

© OCR 2024

22 The diagram shows absorption spectra for different photosynthetic pigments.

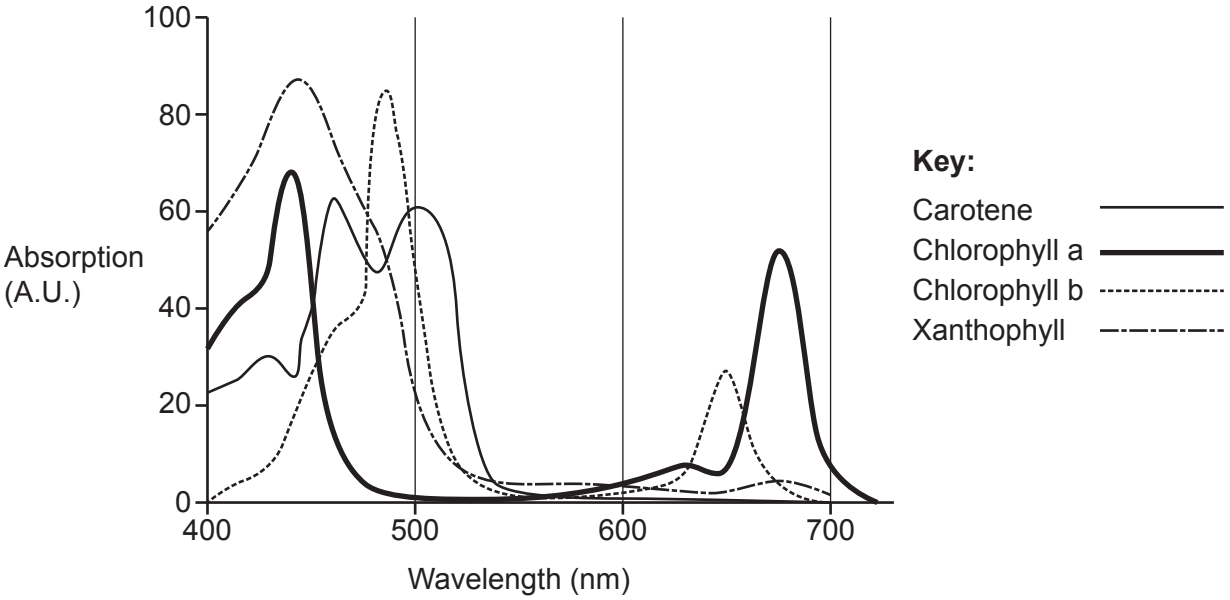

Which of the following statements is/are correct?

1 Carotene appears red or orange in colour because it does not absorb red light wavelengths.

2 Chlorophyll a has the highest percentage absorption of red light wavelengths.

3 Xanthophyll is a primary pigment because it has the highest percentage absorption of blue light wavelengths.

A 1, 2 and 3 are correct

B Only 1 and 2 are correct

C Only 2 and 3 are correct

D Only 1 is correct

Your answer ☐

[1]

© OCR 2024

23 Knockout mice are developed as model organisms for studying conditions such as diabetes.

Which statement about the features of knockout mice is correct?

A An artificial sequence of deoxyribonucleotides replaces the target gene.

B The target gene is activated by inserting an artificial sequence of deoxyribonucleotides.

C The target gene is knocked out using an artificial sequence of ribonucleotides.

D The target gene is transcribed to form pre-mRNA.

Your answer ☐

[1]

24 What is assessed using the Hardy-Weinberg principle?

A Analysing observed and expected phenotypic ratios to see if there is a difference between them

B Analysing the genotypes in a population to calculate the frequency of alleles within the population

C Analysing two different variables to see if they are correlated in a linear fashion on a scatter graph

D Analysing two sets of data with normal distribution to see if there is a difference in the means

Your answer ☐

[1]

25 The table shows the roles of some of the bacteria involved in the nitrogen cycle.

	Role of bacteria in the nitrogen cycle		
	Azotobacter	***Nitrobacter***	***Rhizobium***
A	denitrification	nitrification	nitrogen fixation
B	nitrification	denitrification	nitrification
C	nitrogen fixation	nitrification	denitrification
D	nitrogen fixation	nitrification	nitrogen fixation

Which of the rows, **A** to **D**, is correct?

Your answer ☐

[1]

© OCR 2024

26 Scientists investigated the effect of daily fibre intake on the relative risk of developing bowel cancer.

The relative risk of developing bowel cancer was the dependent variable in their investigation.

The scientists plotted a graph of their data and concluded that there was evidence to show a strong negative correlation between the relative risk of developing bowel cancer and daily intake of dietary fibre.

A

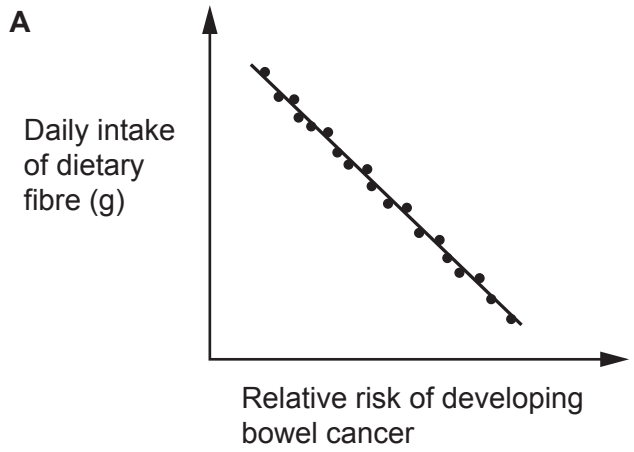

B

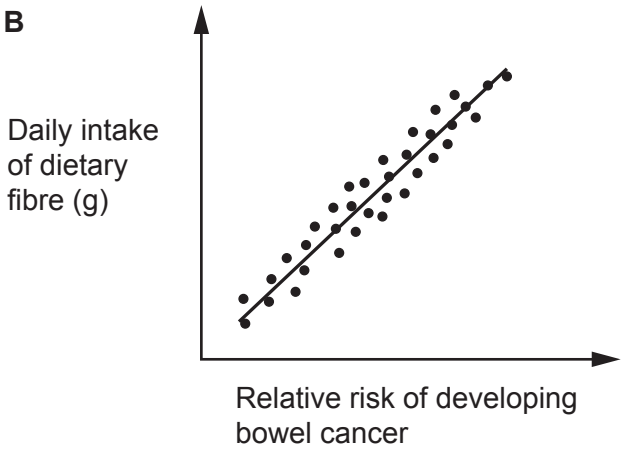

C

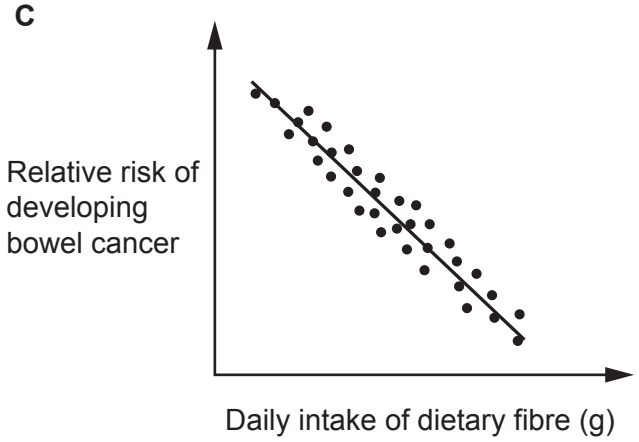

D

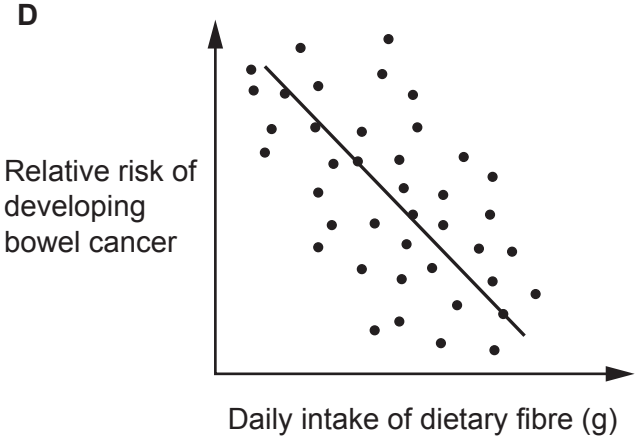

Which of the graphs, **A** to **D**, would result in the scientists' conclusion?

Your answer ☐

[1]

© OCR 2024

27 The following statements describe features of a respiratory disease:

- Alveoli are damaged and enlarged.
- Elastin in alveolar walls is broken down.
- Normal elastic recoil of the alveoli is prevented.

What respiratory disease is being described?

A Asthma

B Chronic bronchitis

C Emphysema

D Lung cancer

Your answer ☐

[1]

28 Which of the options is **not** a method used by antibodies to destroy pathogens?

A Agglutination

B Coagulation

C Neutralisation

D Opsonisation

Your answer ☐

[1]

29 What is an advantage of live-attenuated vaccines?

A Can be given to people with compromised immune systems

B Can trigger the production of antitoxins as they contain toxoids

C Do not need to be refrigerated as they are inactivated by chemicals

D Triggers a strong immune response with long lasting immunity

Your answer ☐

[1]

© OCR 2024

30 The table shows details of what takes place during different phases of a clinical trial in the development of a new medicinal drug.

	Details of what takes place	
	Phase 1	**Phase 2**
A	Involves healthy volunteers to establish a safe dose.	Involves large number of patients to compare new drug with current drug.
B	Involves patients and use of a placebo to assess effectiveness.	Involves healthy volunteers to establish a safe dose.
C	Involves large number of patients to compare new drug with current drug.	Involves patients and use of a placebo to assess effectiveness.
D	Involves healthy volunteers to establish a safe dose.	Involves patients and use of a placebo to assess effectiveness.

Which of the rows, **A** to **D**, is correct?

Your answer ☐

[1]

© OCR 2024

Section B

31 The kidney has a role in the excretion of urea.

(a) Complete the sentences about urea using the most appropriate word(s).

Ammonia is produced when excess amino acids are ..... in the liver. Ammonia is then combined with .... to form urea in a series of reactions called the ..... cycle. Urea is removed from the body in urine.

[3]

(b) The composition of urine can be investigated using 'mock' urine samples.

Three 'mock' urine samples were provided to a group of students for analysis. The students were instructed how to test each sample using Combur^{7} Test ® strips.

The test strips were dipped in each urine sample for 3 seconds and then left for 60 seconds. After 60 seconds the resulting colours on each test strip were compared to a reference chart.

The reference chart and the results are shown in **Fig. 31**, **on the Insert**.

(i) Sample **X** was prepared to match the control colours.

Using **Fig. 31** outline how samples **Y** and **Z** were **prepared** to give the results shown by 'mock' urine samples.

.....

.....

.....

.....

.....

.....

.....

..... **[3]**

(ii) Suggest why it was important to store 'mock' urine sample **Z** at 4 °C.

.....

..... **[1]**

© OCR 2024

(iii) The students concluded that 'mock' urine sample **Y** represented the urine of a patient with untreated diabetes.

One of the students suggested that a colorimeter could be used to provide evidence to support their conclusion.

Outline how a colorimeter could be used to support the students' conclusion for 'mock' urine sample **Y**.

.....

.....

.....

.....

.....

.....

.....

..... **[3]**

(c) Once diagnosed, a patient with diabetes is treated and then monitored by a team of health care professionals.

(i) Explain **one** method of treating **Type 2** diabetes.

.....

.....

.....

.....

..... **[2]**

(ii) Explain how a biosensor is used to monitor the effectiveness of diabetes treatments.

.....

.....

.....

.....

..... **[2]**

© OCR 2024

32 Researchers used orangutans to study human language development because they have a complex and developed language system and are the only ape-like species to use consonant and vowel-like sounds when communicating.

(a) In a recent *in vivo* study, calls with either consonant or vowel-like sounds were recorded from individuals from two different species of orangutan.

These recorded calls were then played back from a loudspeaker. A microphone was used to pick up the recordings and measure the loudness of the sounds at increasing distances from the loudspeaker. This is shown in **Fig. 32.1**.

Fig. 32.1

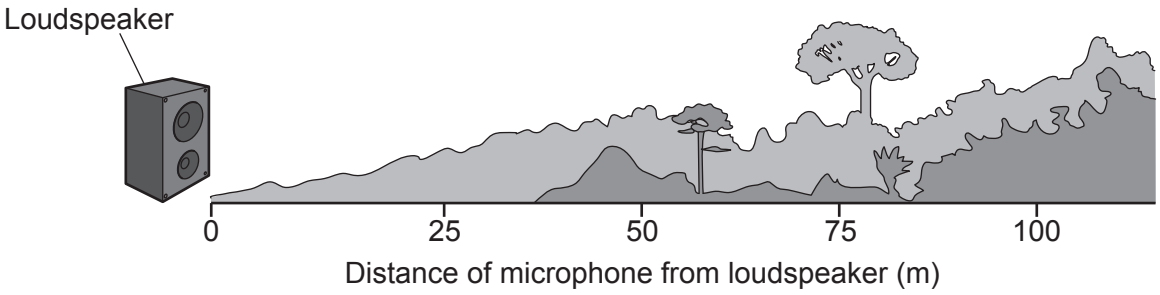

(i) The sound level at 25 m from the loudspeaker was measured at 80 decibels (dB).

The researchers estimated that for every doubling of the distance from the loudspeaker the sound level dropped by 6 dB.

Estimate the sound level recorded at 100 m from the loudspeaker.

Estimated level of sound = ... dB **[1]**

(ii) State **one** advantage and **one** disadvantage of completing this study *in vivo*.

Advantage .....

.....

Disadvantage .....

.....

[2]

© OCR 2024

(b) Even though sound levels decrease with distance, the language may still be understood.

Language performance indicates how well the language is understood over distance.

Fig. 32.2 shows some of the data for language performance from the study.

Fig. 32.2

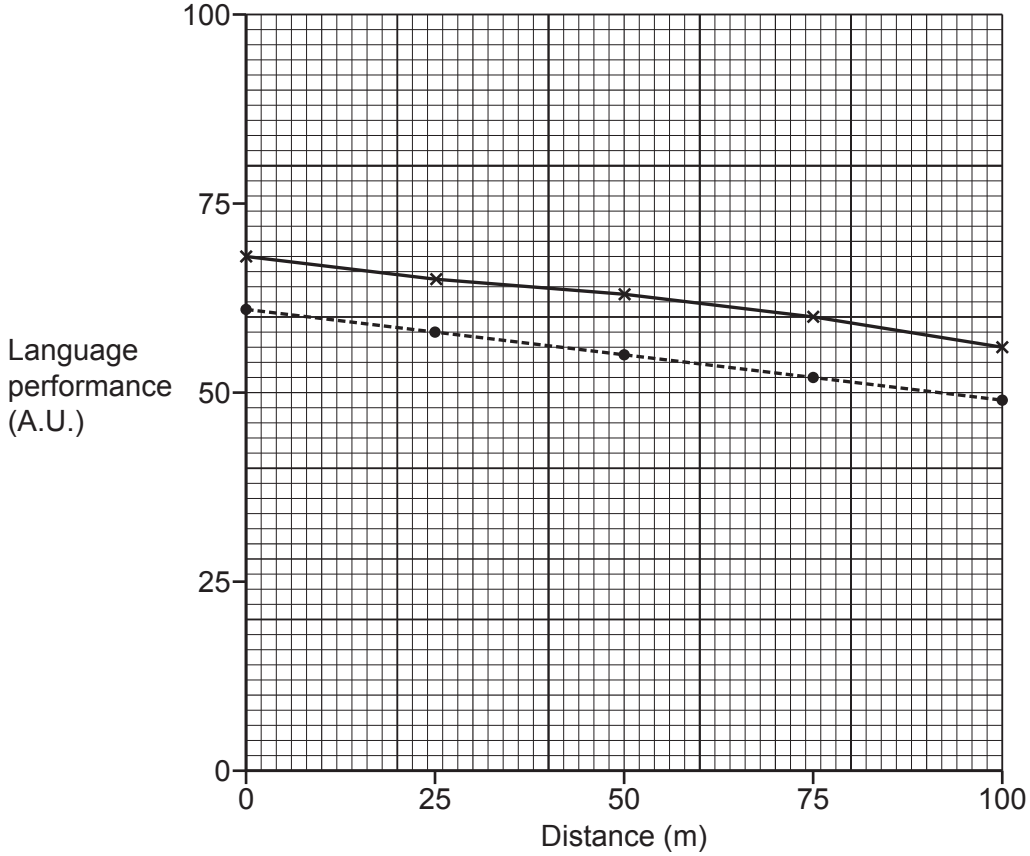

Key:

—×— Species 1
---●--- Species 2

(i) Calculate the percentage loss in language performance for **Species 1** over 100 m.

Percentage loss = ... % **[2]**

© OCR 2024

(ii) From the data in **Fig. 32.2** the researchers concluded:

Orangutans are able to communicate with each other over long distances.

Discuss the validity of this conclusion.

.....

.....

.....

.....

.....

.....

.....

..... **[3]**

© OCR 2024

(c)* The orangutan species in the study and human species, *Homo sapiens*, are classified as belonging to the Hominidae family. They evolved from a common ancestor.

Evaluate the use of fossil and anatomical evidence for classifying members of the Hominidae family.

.....

.....

.....

.....

.....

.....

.....

.....

.....

.....

.....

.....

.....

.....

..... **[6]**

Extra answer space if required.

.....

.....

.....

.....

.....

© OCR 2024

33 A student observes a microscope slide of a section through the woody stem of a plant.

(a) A diagram drawn by the student from their observations is shown below. The structure where gas exchange takes place in the stem is labelled **E**.

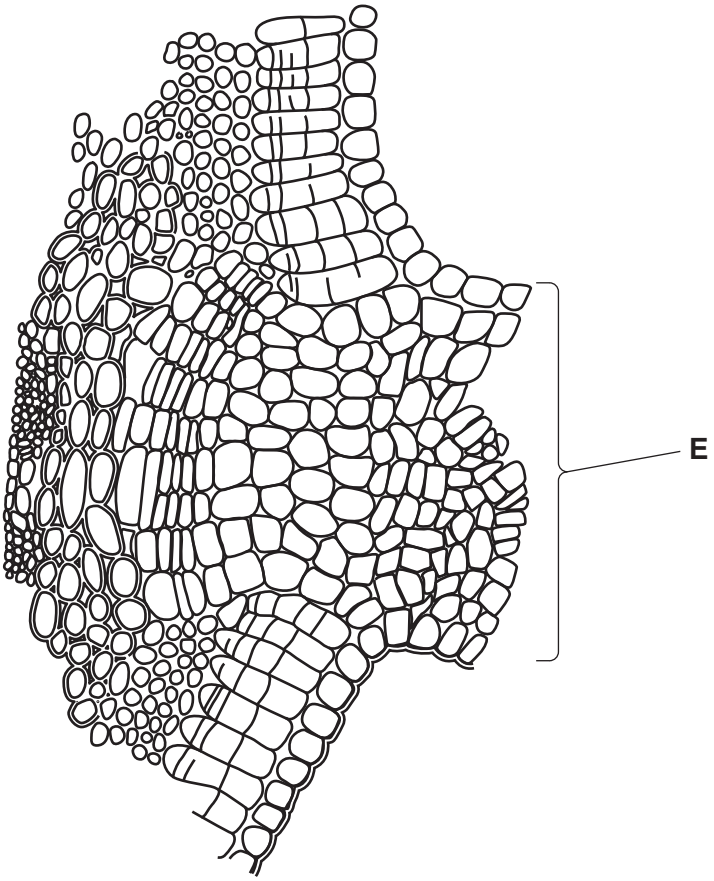

(i) Name the structure labelled **E**.

..... **[1]**

(ii) Compare gas exchange in this part of the stem with gas exchange in the underside of a leaf.

.....

.....

.....

.....

.....

.....

.....

..... **[3]**

© OCR 2024

(b) The structures labelled **E** can also be found on the surface of fruit such as apples.

The mean number of these structures found on a variety of apple was calculated at 1.2 per cm^2 of surface.

The variety of apple has a mean diameter of 9 cm.

Calculate the mean number of these structures found on one apple.

Assume the apples are spherical and use the equation:

Surface area of a sphere = $4\pi r^2$

Mean = ... **[2]**

© OCR 2024

34

(a) **Fig. 34.1** is a photomicrograph of tissues in a human testis.

Fig. 34.1

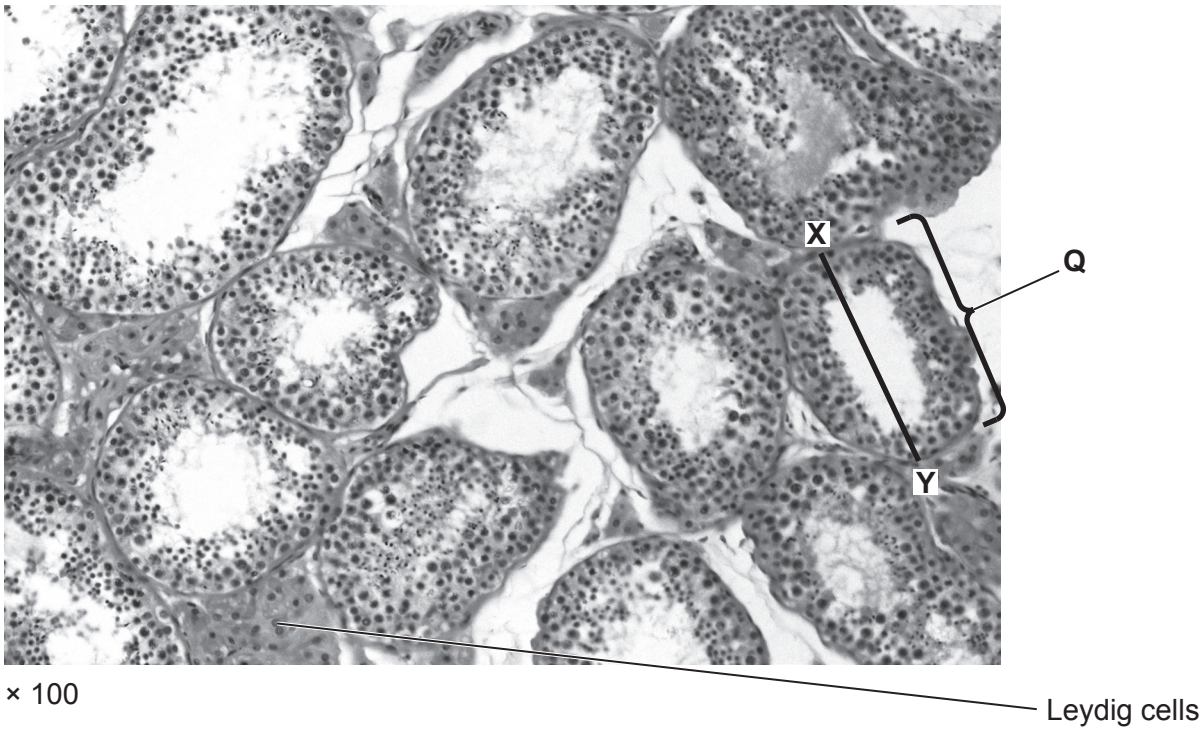

× 100

Spermatogenesis takes place in the part of the testis labelled **Q**.

(i) Identify the part of the testis labelled **Q**.

..... **[1]**

(ii) Calculate the actual length of **Q** between points **X** and **Y**.

Actual length = ... μm **[2]**

(iii) State the role of Leydig cells labelled on **Fig. 34.1**.

.....

..... **[1]**

© OCR 2024

(b) **Fig. 34.2** is a photomicrograph of the same tissues in a testis from a patient with infertility.

Fig. 34.2

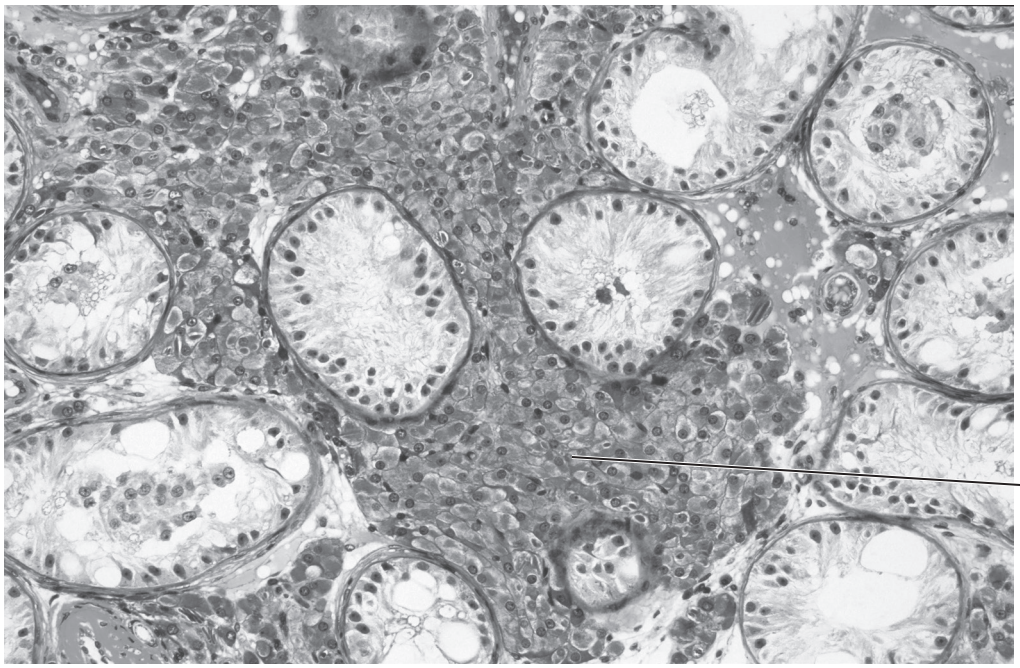

× 100

Use **Fig. 34.1** and **Fig. 34.2** to explain reasons for the patient's infertility.

.....

.....

.....

.....

.....

.....

.....

..... **[3]**

© OCR 2024

(c) Most forms of infertility can be treated.

Describe the most appropriate treatment method that could be used for couples in each of the following cases:

The man produces sperm, but his sperm ducts are blocked

.....

.....

.....

.....

.....

Sperm and oocytes are produced but fertilisation does not occur

.....

.....

.....

.....

.....

[4]

(d) Explain the importance of spermatogenesis to the process of fertilisation.

.....

.....

.....

.....

.....

.....

.....

..... **[3]**

© OCR 2024

BLANK PAGE

PLEASE DO NOT WRITE ON THIS PAGE

© OCR 2024

35 Transcription is the process of producing mRNA using a strand of DNA as a template.

The diagram shows a prokaryotic cell producing mature mRNA.

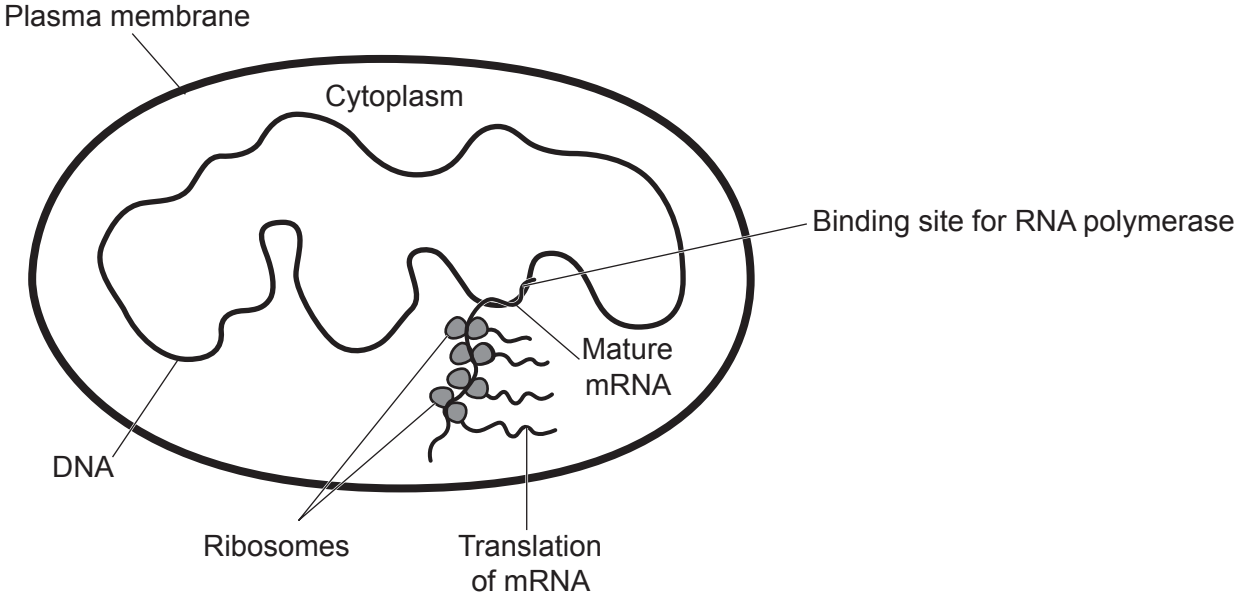

(a)* Compare transcription in the prokaryotic cell with transcription in a human cell.

.....

.....

.....

.....

.....

.....

.....

.....

.....

.....

.....

.....

.....

.....

..... **[6]**

© OCR 2024

Extra answer space if required.

.....

.....

.....

.....

.....

(b) RNA interference (RNAi) is used by many organisms to control genes.

Two forms of RNA, microRNA (miRNA) and small interfering RNA (siRNA), are involved in the different mechanisms of RNAi.

The table shows statements about the different mechanisms of RNAi.

Complete the table to show whether each statement is **True (T)** or **False (F)**.

Statement	**True (T) or False (F)**
Argonaute proteins allow miRNA to bind to many different mRNA molecules.	
miRNA and siRNA are both derived from double-stranded RNA molecules.	
siRNA binds to a specific sequence of complementary DNA nucleotides which allows the Argonaute protein to bind.	

[3]

© OCR 2024

36 A student was making revision notes about the human immunodeficiency virus (HIV).

This is the labelled diagram they started to draw to show the structure of HIV.

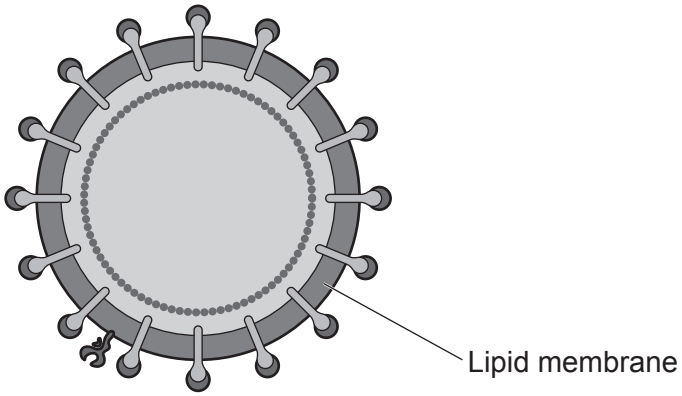

(a) Complete the student's diagram including labels to show the main components in the structure of HIV. **[3]**

(b) Saquinavir is used in the treatment of HIV infections.

Saquinavir is a competitive inhibitor of an HIV protease enzyme that breaks down large proteins into smaller polypeptides.

Treatment with saquinavir leads to the formation of non-functional, immature and non-infectious HIV viruses.

(i) Explain how HIV protease enzymes are produced when the virus infects a host cell.

.....

.....

.....

.....

..... **[2]**

© OCR 2024

(ii) Explain the mechanism of inhibition by which saquinavir affects the activity of HIV protease enzymes.

.....

.....

.....

.....

.....

.....

.....

..... **[3]**

(iii) Suggest how treatment with saquinavir leads to non-functional, immature and non-infectious HIV viruses.

.....

.....

.....

.....

..... **[2]**

(c) HIV causes acquired immunodeficiency syndrome (AIDS).

The World Health Organization is involved in attempts to control and prevent AIDS.

(i) Explain what the term **syndrome** means, using AIDS as an example.

.....

.....

.....

.....

..... **[2]**

(ii) State **two** ways the spread of AIDS can be controlled.

1 .....

2 .....

[2]

© OCR 2024

37 Researchers often use mice to study the circulatory system.

(a) One group of researchers studied the effect of different anaesthetics on the heart rate of mice. They measured the heart rate of the mice using the electrocardiography (ECG) method below.

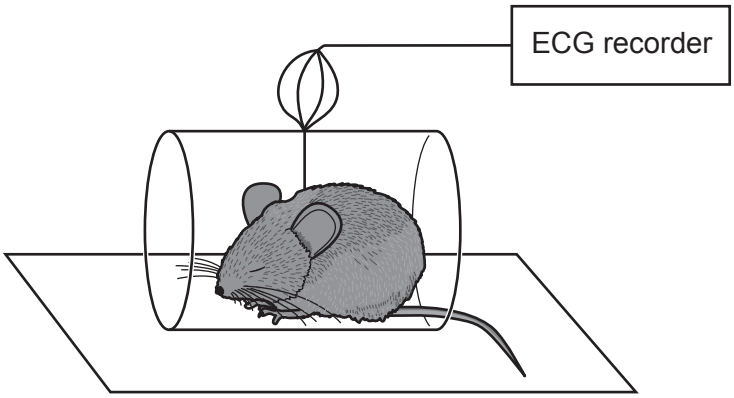

1. Gently place a conscious mouse (no anaesthetic) inside a tunnel mounted on a platform connected to an ECG recorder.
2. Ensure the paws are in contact with the electrodes on the platform.
3. Turn on the system and record the ECG for 5 minutes.
4. Use the ECG trace to calculate heart rate.
5. Repeat the procedure using mice sedated with different anaesthetics.

The table shows analysis of the data.

	Anaesthetic used to sedate mouse			
	None	**Ketamine**	**Isoflurane**	**Pentobarbital**
Heart rate (bpm)	590	148	440	

© OCR 2024

(i) The ECG trace for the mouse sedated with pentobarbital is shown below.

Calculate the heart rate of the mouse sedated with pentobarbital.

Heart rate = ... bpm **[2]**

(ii) Explain **one** modification to the method that would reduce the effect of random error on the results.

.....

.....

.....

.....

..... **[2]**

© OCR 2024

(iii) The researchers concluded:

When using mice for cardiology studies it would be better to sedate them with isoflurane rather than them being conscious.

Suggest **one** supporting argument and **one** non-supporting argument for this conclusion.

Supporting .....

.....

Non-supporting .....

.....

[2]

(b) In humans, the circulatory system is affected by aerobic exercise.

Outline the effects of long-term aerobic exercise on the circulatory system.

.....

.....

.....

.....

.....

.....

.....

..... **[3]**

END OF QUESTION PAPER

© OCR 2024

EXTRA ANSWER SPACE

If you need extra space use these lined pages. You must write the question numbers clearly in the margin.

© OCR 2024

© OCR 2024

© OCR 2024

OCR
Oxford Cambridge and RSA

Copyright Information

OCR is committed to seeking permission to reproduce all third-party content that it uses in its assessment materials. OCR has attempted to identify and contact all copyright holders whose work is used in this paper. To avoid the issue of disclosure of answer-related information to candidates, all copyright acknowledgements are reproduced in the OCR Copyright Acknowledgements Booklet. This is produced for each series of examinations and is freely available to download from our public website (www.ocr.org.uk) after the live examination series.

If OCR has unwittingly failed to correctly acknowledge or clear any third-party content in this assessment material, OCR will be happy to correct its mistake at the earliest possible opportunity.

For queries or further information please contact The OCR Copyright Team, The Triangle Building, Shaftesbury Road, Cambridge CB2 8EA.

OCR is part of Cambridge University Press & Assessment, which is itself a department of the University of Cambridge.

© OCR 2024