Oxford Cambridge and RSA

A Level Biology B (Advancing Biology)

H422/01 Fundamentals of biology

Thursday 7 June 2018 – Morning

Time allowed: 2 hours 15 minutes

You may use:
- a scientific or graphical calculator
- a ruler (cm/mm)

First name	
Last name	StemUp Model Solution

Centre number						Candidate number				

INSTRUCTIONS
- Use black ink. You may use an HB pencil for graphs and diagrams.
- Complete the boxes above with your name, centre number and candidate number.
- Answer **all** the questions.
- Write your answer to each question in the space provided. If additional space is required, use the lined page(s) at the end of this booklet. The question number(s) must be clearly shown.
- Do **not** write in the barcodes.

INFORMATION
- The total mark for this paper is **110**.
- The marks for each question are shown in brackets **[ ]**.
- Quality of extended responses will be assessed in questions marked with an asterisk (*).
- This document consists of **32** pages.

© OCR 2018 [601/4720/9]
DC (ST/SW) 153910/4
OCR is an exempt Charity

stemup.co.uk

SECTION A

You should spend a maximum of 40 minutes on this section.

Write your answer to each question in the box provided.

Answer **all** the questions.

1 Which of the rows, **A** to **D**, from the table below indicates the type of bond present (✓) or absent (✘) in the secondary structure of a protein?

	Disulfide	Hydrogen	Hydrophobic	Ionic	Peptide
A	✘	✓	✘	✘	✓
B	✘	✓	✘	✓	✓
C	✓	✓	✘	✘	✓
D	✓	✘	✓	✓	✓

Your answer A

[1]

2 A student is purifying DNA from a bacterial culture.

Which of the molecules, **A** to **D**, is required for the precipitation of DNA during the purification process?

A ethanol

B glucose

C lysozyme

D water

Your answer A

[1]

3 Which of the statements, **A** to **D**, is true of single nucleotide polymorphisms (SNPs)?

A All SNPs have four possible variations.

B Genetic recombination can generate a SNP.

C SNPs can influence banding patterns on a DNA fingerprint.

D SNPs occur in exons only.

Your answer B

[1]

© OCR 2018

The image below is a photomicrograph of a human blood smear. Three cells are labelled **X**, **Y** and **Z**.

Questions **4** and **5** refer to this image.

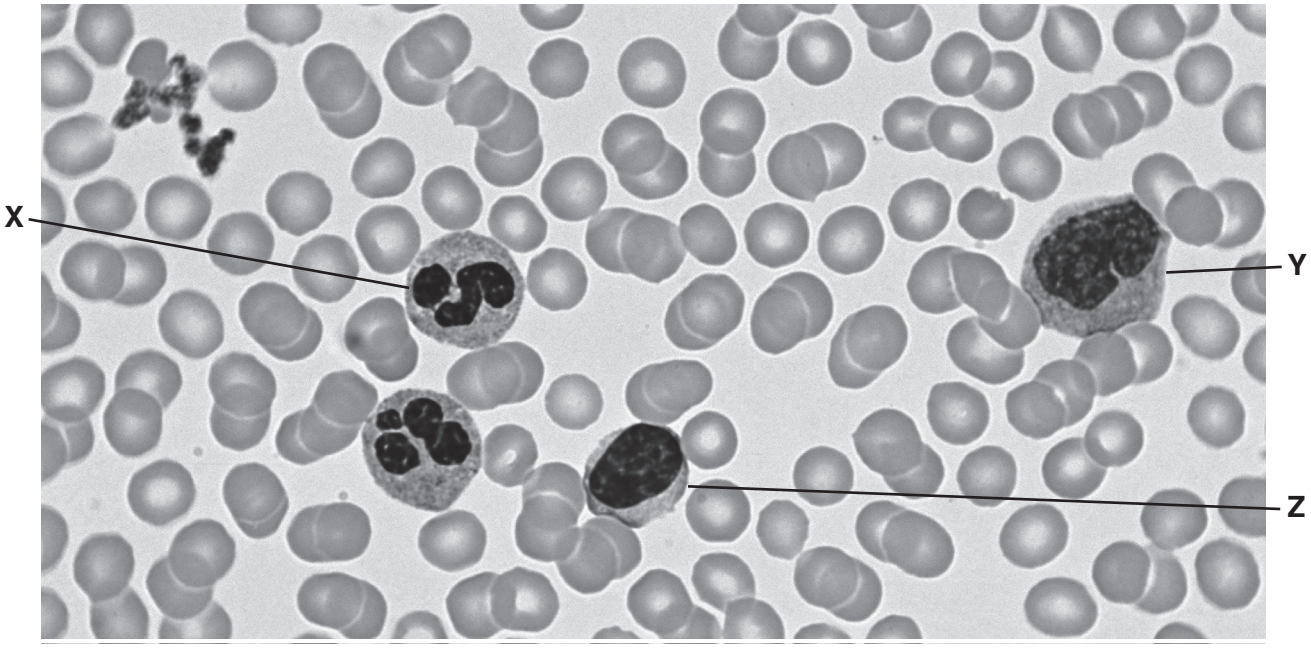

4 The diameter of cell **X** in the image is 15.5 mm and its actual diameter is 12.4 μm.

Which of the options, **A** to **D**, is the magnification of the image?

A ×125

B ×800

C ×1250

D ×8000

Your answer C

[1]

5 Which of the rows, **A** to **D**, in the table below correctly identifies cells **X**, **Y** and **Z**?

	Monocyte	**Neutrophil**	**Lymphocyte**
A	X	Y	Z
B	Z	X	Y
C	Y	X	Z
D	Y	Z	X

Your answer C

[1]

© OCR 2018

stemup.co.uk

6 Meiosis II pauses in the secondary oocyte and is only completed if fertilisation occurs.

Which of the options, **A** to **D**, is a description of the **last** meiotic stage prior to fertilisation?

A Homologous chromosomes align to the equator of the oocyte.

B Homologous chromosomes migrate to opposite poles of the oocyte.

C Single chromosomes align to the equator of the oocyte.

D Sister chromatids migrate to opposite poles of the oocyte.

Your answer C

[1]

7 Which of the options, **A** to **D**, is an action of luteinising hormone (LH) in males?

A inhibition of follicle-stimulating hormone (FSH) release

B initiation of spermatogenesis

C sensitisation of testicular cells to testosterone

D stimulation of testosterone release

Your answer D

[1]

8 Antidiuretic hormone (ADH) is required for osmoregulation.

Which of the options, **A** to **D**, is a region of the nephron that is responsive to ADH?

A Bowman's capsule

B collecting duct

C loop of Henle

D proximal convoluted tubule

Your answer B

[1]

© OCR 2018

9 Which of the options, **A** to **D**, is the heart chamber in which electrical activity is initiated?

A left atrium

B left ventricle

C right atrium

D right ventricle

Your answer C

[1]

10 A doctor takes a blood pressure measurement from a patient using a manual sphygmomanometer. The result is $\frac{160}{100}$ mm Hg.

Here are three statements about the doctor's examination:

1 The patient has hypertension that requires medical treatment.

2 The greatest pressure exerted on the patient's arterial walls during the cardiac cycle is 260 mm Hg.

3 At cuff pressures below 100 mm Hg, blood flow can be heard using a stethoscope.

Which of the statements is/are correct?

A 1, 2 and 3 are correct

B Only 1 and 2 are correct

C Only 2 and 3 are correct

D Only 1 is correct

Your answer D

[1]

© OCR 2018

stemup.co.uk

11 Which of the options, **A** to **D**, is the long-term effect of aerobic training on VO_2 max and excess post-exercise oxygen consumption (EPOC)?

A decreased VO_2 max and decreased EPOC

B decreased VO_2 max and increased EPOC

C increased VO_2 max and decreased EPOC

D increased VO_2 max and increased EPOC

Your answer C

[1]

12 The diagram below represents the ultrastructure of a single sarcomere in skeletal muscle.

Three features of the sarcomere are labelled **P**, **Q** and **R**.

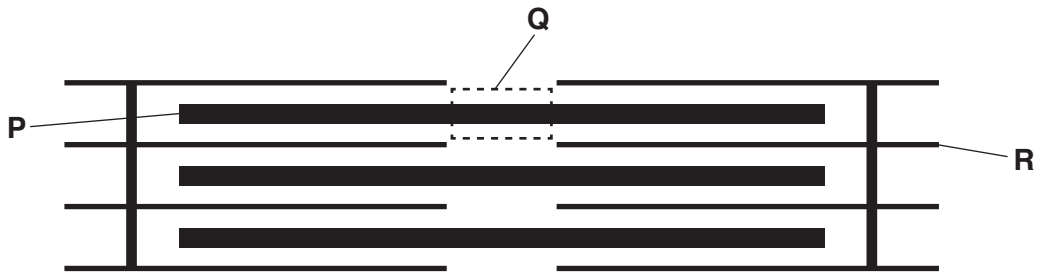

Here are three statements about the diagram:

1 During muscle contraction, **R** slides along **P**.

2 **P** is responsive to calcium ions.

3 **Q** is responsive to ATP molecules.

Which of the statements is/are correct?

A 1, 2 and 3 are correct

B Only 1 and 2 are correct

C Only 2 and 3 are correct

D Only 1 is correct

Your answer A

[1]

© OCR 2018

13 Excitatory and inhibitory postsynaptic potentials have similarities and differences.

Which of the options, **A** to **D**, is a feature of an excitatory, but not inhibitory, postsynaptic potential?

A all-or-nothing response

B depolarising

C graded in response

D hyperpolarising

Your answer B

[1]

14 Which of the options, **A** to **D**, is a molecule that requires vitamin C for its synthesis?

A collagen

B deoxyribonucleic acid

C haemoglobin

D rhodopsin

Your answer A

[1]

15 Which of the options, **A** to **D**, is true of type 2 diabetes?

A caused by autoimmunity

B present from birth

C rapid onset

D slow onset

Your answer D

[1]

© OCR 2018

stemup.co.uk

16 Glaucoma is an eye condition caused by increased pressure within the eye.

Which of the options, **A** to **D**, is a correct explanation for the increased pressure?

A decreased production of aqueous humour

B increased production of vitreous humour

C poor drainage of aqueous humour

D poor drainage of vitreous humour

Your answer C

[1]

© OCR 2018

17 15 cases of thyroid cancer were recorded in Iceland between December 2009 and January 2011.

The graph below shows, for each case, the month of diagnosis (▲) and month of recovery (▼) or death (**X**) from the disease.

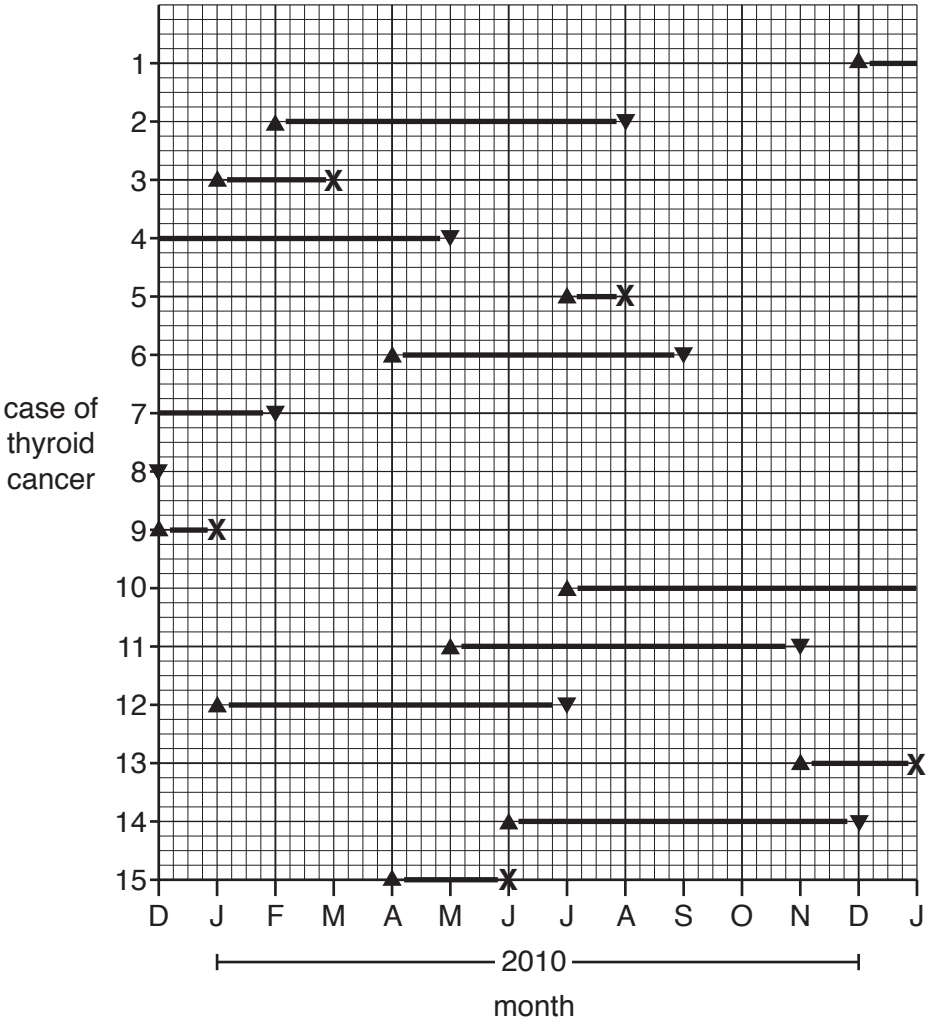

Iceland has a population of 330 000 people.

Which of the options, **A** to **D**, was the incidence rate (per 100 000) of thyroid cancer in 2010?

A 2.1

B 2.7

C 3.3

D 4.2

Your answer C

[1]

© OCR 2018

stemup.co.uk

18 Scientists are producing a vaccine against a disease-causing bacterium.

The table below shows the locations and mutation rates of four proteins, **A** to **D**, in the bacterium.

	Protein location	**Mutation rate (per amino acid)**
A	cell membrane	2.1×10^{-4}
B	cell wall	4.3×10^{-4}
C	pilus	7.7×10^{-4}
D	ribosome	1.8×10^{-4}

Which of the proteins, **A** to **D**, is most suitable as the basis of a vaccine against this bacterium?

Your answer B

[1]

19 Which of the options, **A** to **D**, describes the type of gene mutation that causes Huntington's disease?

A change of nucleotide that affects the protein

B change of nucleotide that does not affect the protein

C deletion of nucleotides

D insertion of nucleotides

Your answer D

[1]

© OCR 2018

20 Here are three statements about the *BRCA1* gene:

1 Women with mutations in *BRCA1* are at increased risk of breast cancer.

2 *BRCA1* mutations can be inherited by males.

3 *BRCA1* is a proto-oncogene.

Which of the statements is/are correct?

A 1, 2 and 3 are correct

B Only 1 and 2 are correct

C Only 2 and 3 are correct

D Only 1 is correct

Your answer B

[1]

21 Which of the statements, **A** to **D**, is true of epigenetics?

A Guanine is the most commonly methylated DNA base.

B Identical twins show identical epigenetics.

C Proteins cannot undergo epigenetic modification.

D Some epigenetic changes can be reversed.

Your answer D

[1]

22 The polymerase chain reaction (PCR) involves a repeating sequence of temperature changes.

Which of the options, **A** to **D**, occurs at a temperature of 72 °C?

A annealing of primers

B detachment of primers

C polymerisation of free nucleotides

D separation of DNA strands

Your answer C

[1]

© OCR 2018

stemup.co.uk

23 Here are three statements about the evolution of language:

1 Sequencing the genome of extinct human ancestors helps to indicate the origins of language.

2 The evolution of language will have been influenced by reproductive (mating) preferences.

3 The 'gossip' hypothesis relies on trust between animals for the acceptance of unfamiliar sounds.

Which of the statements is/are correct?

A 1, 2 and 3 are correct

B Only 1 and 2 are correct

C Only 2 and 3 are correct

D Only 1 is correct

Your answer B

[1]

24 The genetic diversity of monkey populations in a forest ecosystem was studied. The data for one population are shown in the table below.

Total genes studied	Genes with one allele	Genes with two alleles	Genes with more than two alleles
49	33	5	11

Which of the options, **A** to **D**, is the proportion of polymorphic genes in the monkey population?

A 0.11

B 0.33

C 0.67

D 0.78

Your answer B

[1]

© OCR 2018

25 Wind speed influences the rate of transpiration in a plant.

Which of the options, **A** to **D**, would **increase** in windy conditions?

A kinetic energy of water molecules in leaf airspaces

B probability that stomata are open

C relative humidity of the atmosphere

D water potential gradient between airspaces in the leaf and the atmosphere

Your answer D

[1]

26 Which of the options, **A** to **D**, would promote flowering in a short-day plant?

A longer exposure to cold temperatures

B longer exposure to darkness

C shorter exposure to cold temperatures

D shorter exposure to darkness

Your answer B

[1]

27 A study was conducted to compare the effectiveness of two fertilisers, TomatoXL® and TomatoGro®, on the growth of tomato plants.

Twenty plants of similar height were divided randomly into two groups of ten. Each day, one group was fed with TomatoXL® and the other group with TomatoGro®.

After one month, the height of each tomato plant was measured and the results were analysed.

Which of the options, **A** to **D**, would be the appropriate statistical method to determine which fertiliser was the more effective?

A Chi squared test

B paired Student's t-test

C Spearman's rank correlation coefficient

D unpaired Student's t-test

Your answer D

[1]

© OCR 2018

stemup.co.uk

28 Which of the molecules, **A** to **D**, is the source of electrons in photosynthesis?

A ATP

B CO_2

C H_2O

D NADPH

Your answer C

[1]

29 DCPIP is a molecule that is used to measure the rate of the Hill reaction in isolated chloroplasts.

Which of the options, **A** to **D**, correctly describes DCPIP during the Hill reaction?

A it becomes oxidised

B it loses electrons

C it mimics NADP

D it turns from colourless to blue

Your answer C

[1]

30 Proton pumps establish electrochemical gradients, which are required for ATP production.

Which of the options, **A** to **D**, are regions of a plant cell **into** which protons are pumped?

A chloroplast stroma and mitochondrial intermembrane space

B chloroplast stroma and mitochondrial matrix

C thylakoid space and mitochondrial intermembrane space

D thylakoid space and mitochondrial matrix

Your answer C

[1]

© OCR 2018

BLANK PAGE

PLEASE DO NOT WRITE ON THIS PAGE

Turn over for the next question

© OCR 2018

stemup.co.uk

SECTION B

Answer **all** the questions.

31 A Robertsonian translocation is a type of chromosomal translocation in which the long arms of two chromosomes fuse together.

Fig. 31.1 shows this event occurring between chromosomes 14 and 21.

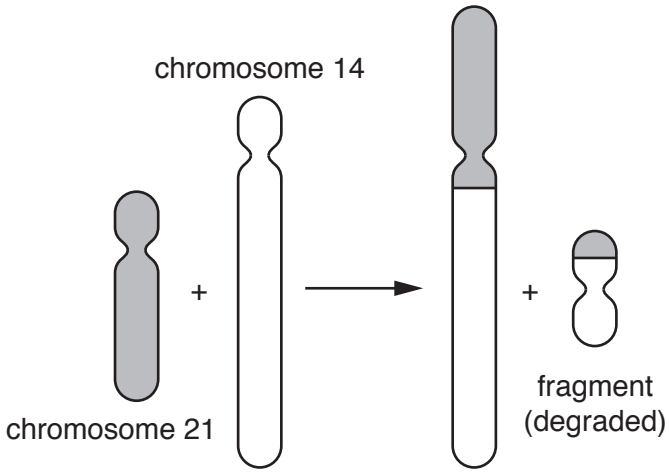

Fig. 31.1

An individual who inherits the translocated chromosome in Fig. 31.1 will either have Down's syndrome or be a carrier of the disorder.

A couple have a child. The mother is a carrier and the father is genetically normal. The genetic material with respect to chromosomes 14 and 21 in the somatic cells of the parents are shown in Fig. 31.2.

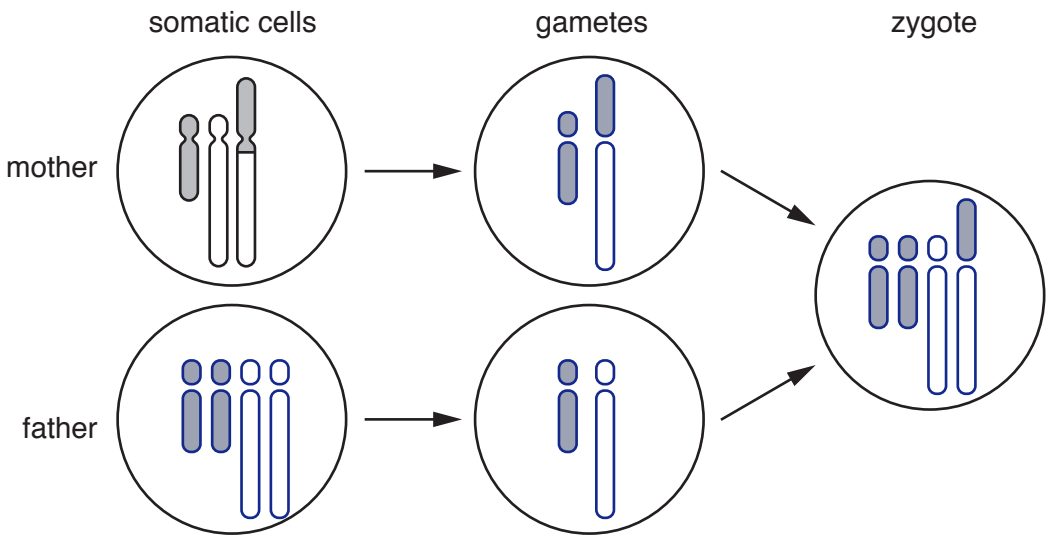

Fig. 31.2

© OCR 2018

(a) **(i)** With reference to Fig. 31.2, suggest why the mother does **not** have Down's syndrome.

She does not have trisomy 21; she only has two copies of chromosome 21 (one normal, one in the translocated chromosome). **[1]**

(ii) The child is born with Down's syndrome.

Complete the diagram in Fig. 31.2 to show the genetic material with respect to chromosomes 14 and 21 in:

- the somatic cell of the father
- the gametes of the mother and father
- the zygote of the child.

[Answer on Fig. 31.2] **[4]**

(b) Down's syndrome is more commonly caused by a genetic event that is distinct from that shown in Fig. 31.1.

State the name of this event **and** outline how it arises.

(Meiotic) non-disjunction.

The homologous chromosomes 21 fail to separate during meiosis I (anaphase I), or the sister chromatids of chromosome 21 fail to separate during meiosis II (anaphase II).

So a gamete has an extra copy of chromosome 21 (24 chromosomes). When it is fertilised by a normal gamete, the zygote has three copies of chromosome 21 (trisomy 21). **[3]**

(c) A sample of cells can be collected from a fetus to test for genetic disorders such as cystic fibrosis.

(i) Chorionic villus sampling (CVS) and amniocentesis are two methods of obtaining fetal cells.

State the **source** of fetal cells that are obtained through these methods.

CVS placenta

Amniocentesis amniotic fluid

[1]

(ii) The sample of fetal cells can be used to produce a karyotype for genetic analysis.

Explain why karyotyping can **not** be used to detect cystic fibrosis.

Cystic fibrosis is caused by a gene (allele) mutation; a karyotype can only detect changes in chromosome number, size or shape. **[1]**

© OCR 2018

stemup.co.uk

32 Homeostatic mechanisms require hormones, such as thyroxine, to maintain a stable internal environment.

(a) Iodine is required to produce thyroxine.

Explain why a deficiency in iodine could cause weight gain.

Thyroxine regulates metabolic rate, so with less thyroxine the rate of metabolism is reduced and more fat is stored. **[1]**

(b) The release of thyroxine is regulated by negative feedback and involves two other hormones, as shown in Fig. 32.

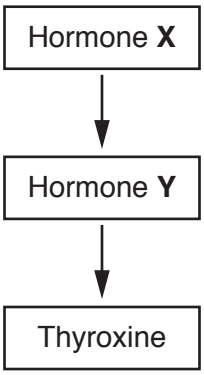

Fig. 32

(i) Identify hormones **X** and **Y**.

X thyrotropin-releasing hormone (TRH)

Y thyroid-stimulating hormone (TSH) / thyrotropin

[2]

(ii) Describe the **general** features of a negative feedback mechanism.

Negative feedback maintains a system around a set point (norm), with only small fluctuations around it.

Receptors detect a change (deviation) from the set point, i.e. when the level is too high or too low.

Effectors then produce a response that reverses the change, to return the system to the set point. **[3]**

© OCR 2018

(c) Core body temperature is maintained between 36.5 °C and 37.5 °C.

Describe **and** explain **two** physiological mechanisms that would be initiated following a decrease in core body temperature.

1 Vasoconstriction: arterioles supplying the skin narrow, so less blood flows near the skin surface, to reduce heat loss from the skin.

2 Shivering: rapid involuntary contraction of skeletal muscles, to generate heat from increased respiration.

[2]

(d) Doctors often take temperature measurements from the skin surface, inside the ear or inside the mouth.

Suggest why the ear provides a more accurate measurement of body temperature than the skin surface.

The ear is close to, and shares its blood supply with, the hypothalamus (thermoregulatory centre), so the reading is closer to core body temperature. Skin temperature varies with the surroundings, so it may be colder or warmer than the core. **[2]**

Question 33 begins on page 20

© OCR 2018

stemup.co.uk

33 **(a)** Complete the paragraph below about ecosystems using the most appropriate terms.

Natural change in the community of an ecosystem over time is known as succession. In this process, biodiversity increases until a .....climax..... community is reached. Human activities such as agriculture and forestry can prevent formation of this type of community, instead forming a .....plagioclimax..... This process is known as .....deflected..... succession.

[3]

(b) Pioneer species are the first to colonise an ecosystem.

How do pioneer species promote future biodiversity?

When they die and decompose they add humus, improving soil quality, and provide food and shelter, so future species can colonise. **[1]**

(c) Fig. 33 shows a region of coastal land, stretching from tide to woodland.

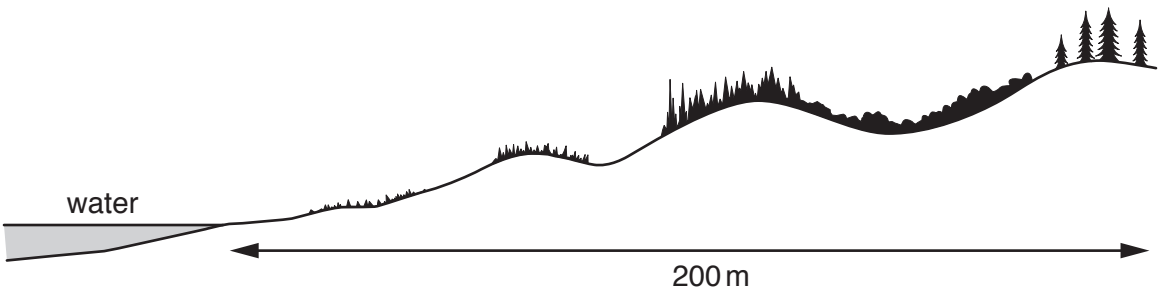

Fig. 33

Outline a sampling method that could be used to investigate succession in this region.

Lay a tape measure as a belt transect from the water's edge to the woodland (200 m).

Place quadrats (e.g. 1 m^2) at regular intervals along the transect, e.g. every 10 m (systematic sampling).

In each quadrat, identify each plant species using a key and record the type and abundance of each species, e.g. percentage cover.

Repeat with several parallel transects and calculate means.

[3]

© OCR 2018

(d) **(i)** Beef cattle that are produced for their meat are fed maize. In a cow, 13 100 MJ of stored biomass energy are produced from 83 000 MJ of maize.

Calculate the efficiency of this energy transfer in the cow.

efficiency = (13 100 ÷ 83 000) × 100

= 15.78%

Answer = ...16..... % **[2]**

(ii) In snail farming, snails are fed lettuce leaves.

The efficiency of energy transfer from the lettuce leaves to stored biomass energy in snails is **greater** than that from maize to stored biomass energy in cattle. Suggest why.

Snails are ectotherms, so they do not lose energy as heat to maintain body temperature, whereas cows are endotherms. **[1]**

(e)* Cattle are ruminant animals. The stomach of a ruminant animal contains specialised chambers.

Explain how the ruminant stomach digests food to produce important molecules.

Your answer should refer to **named** chambers of the stomach.

Ruminants lack the enzyme cellulase, so they cannot digest the cellulose in plant cell walls themselves and rely on microorganisms (mutualism).

Food passes to the rumen and reticulum, an anaerobic environment containing bacteria and protoctists. These microorganisms digest cellulose and other polysaccharides into mono- and disaccharides.

Other microorganisms convert (ferment) these sugars into fatty acids, which are absorbed through the rumen wall. Fatty acids are the cow's main respiratory substrate and are used to make lipids.

The cud is regurgitated and rechewed to increase surface area; in the omasum water is absorbed.

In the abomasum hydrochloric acid and protease enzymes are secreted, killing the microbes and digesting bacterial proteins into amino acids, including essential amino acids, which the cow absorbs and uses.

..... **[6]**

© OCR 2018

stemup.co.uk

34 Aerobic respiration involves a series of reactions.

(a) The table below gives three types of reaction involved in aerobic respiration.

Complete the table by inserting, for each type of reaction:

- **one** metabolic pathway in which the reaction occurs
- the precise location of the metabolic pathway in the cell.

For example, dehydrogenation is a reaction of the Krebs cycle, which occurs in the mitochondrial matrix. The first row has been done for you.

Type of reaction	Metabolic pathway	Precise location in cell
Dehydrogenation	Krebs cycle	mitochondrial matrix
Oxidative decarboxylation	link reaction (or Krebs cycle)	mitochondrial matrix
Substrate level phosphorylation	glycolysis	cytoplasm

[2]

(b) **(i)** The unbalanced equation for the aerobic respiration of a substrate is shown below.

$$C_{16}H_{32}O_2 + \text{.....23.....}\ O_2 \rightarrow \text{.....16.....}\ CO_2 + \text{.....16.....}\ H_2O$$

Balance the equation above by writing the correct numbers in the blank spaces. **[1]**

(ii) Calculate the respiratory quotient (RQ) of this respiratory substrate. Give your answer to **two** significant figures.

RQ = CO_2 produced ÷ O_2 consumed = 16 ÷ 23 = 0.696

RQ = ...0.70..... **[2]**

(iii) Suggest **one** reason for an RQ greater than 1 in an organism respiring aerobically.

Carbohydrates are being converted to lipids (for storage), which releases CO_2 without using O_2. **[1]**

© OCR 2018

(c)* A respirometer is used to investigate the rate of respiration.

Fig. 34 shows the setup of a respirometer with two chambers.

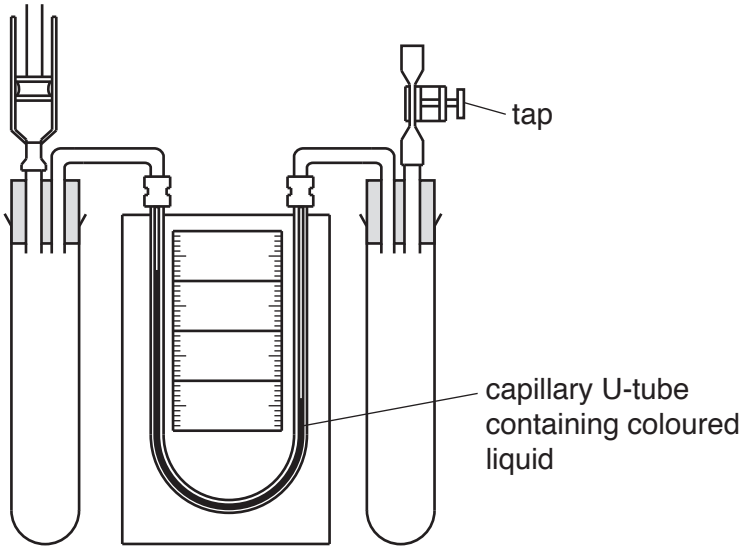

Fig. 34

Discuss how the respirometer in Fig. 34 can be used to calculate the RQ of germinating peas.

Put a known mass of germinating peas in one tube and the same mass of glass beads (or dried peas) in the other as a control. Add the same volume of KOH (soda lime) to each, to absorb CO_2.

Keep both in a water bath at constant temperature (e.g. 25 °C) with the tap open for 10 minutes to equilibrate, then close the tap.

The peas use O_2 and the CO_2 made is absorbed, so the liquid moves towards the peas: the change in volume ($\pi r^2 h$) in a set time is due to O_2 consumed (x).

Repeat with water instead of KOH, same mass of peas and temperature: the change in volume (y) is due to CO_2 produced minus O_2 consumed.

CO_2 produced = x + y, so RQ = (with KOH + without KOH) ÷ with KOH = (x + y) ÷ x. Repeat each three times and calculate means.

Control variables: the same temperature, mass of peas, volume of KOH or water and time intervals, so only the absorption of CO_2 differs.

[6]

© OCR 2018

stemup.co.uk

35 This question is about the development of medicines.

(a) **(i)** What are the features of a chronic disease?

It lasts a long time (persistent) and its symptoms develop and worsen gradually over time (slow onset). **[1]**

(ii) Over half of commonly-used drugs are similar or identical to chemicals found in plants.

Name **one** such drug and state its medical use.

Drug aspirin (from willow bark)

Medical use relieve pain, fever and inflammation **[1]**

(b) Drugs must be evaluated for safety and effectiveness in clinical trials before they are licensed for the treatment of specific diseases.

A clinical trial was conducted to investigate the effect of a drug on blood glucose levels in patients with type 2 diabetes. Blood glucose levels can be monitored by measuring glycosylated (or glycated) haemoglobin (HbA_{1C}).

- Sixty patients with untreated type 2 diabetes were recruited.
- HbA_{1C} levels were measured before the trial began.
- The patients were divided into two groups.
- One group received daily drug treatment and the other group received a daily placebo.
- After three months, HbA_{1C} levels were measured and changes from pre-trial measurements were calculated.

Fig. 35 shows the results of the trial. The boxes show the mean change in HbA_{1C} levels after three months and the error bars represent standard deviations.

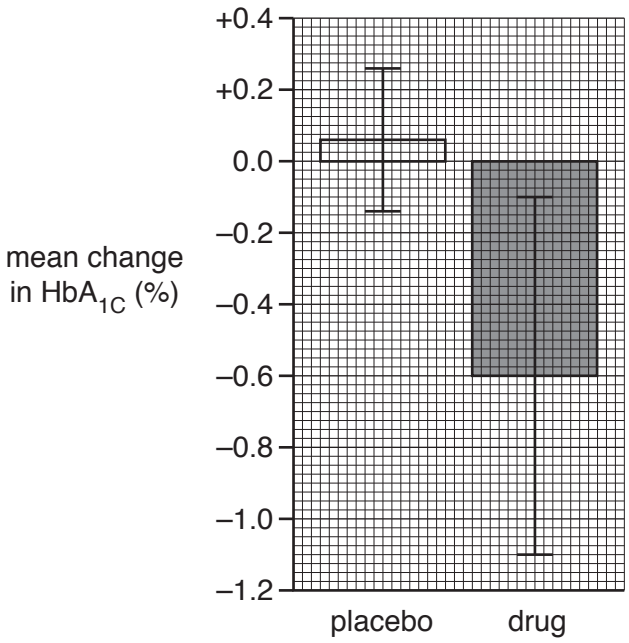

Fig. 35

© OCR 2018

(i) State the **phase** of the clinical trial in which the data in Fig. 35 were obtained.

phase 2 (II) **[1]**

(ii) Describe what a placebo is **and** explain why it was used.

A placebo is a dummy treatment with the same appearance as the real drug but no active ingredient, so it has no effect.

It acts as a control, to compare with the treatment group, to see the true effect of the drug. **[2]**

(iii) Compare the results shown in Fig. 35 for the group receiving the placebo with the group receiving the drug.

The drug group shows a mean decrease in HbA_{1c} (about −0.60%), whereas the placebo group shows a small mean increase (about +0.05%).

So the mean change is greater with the drug; a difference in means of about 0.65%.

The changes are more variable in the drug group (larger standard deviation / longer error bars than the placebo group). **[3]**

(iv) Suggest **two** reasons why this trial does **not** support the use of the drug in the treatment of type 2 diabetes.

1 The error bars (standard deviations) of the two groups overlap, so the difference may not be significant.

2 The group size is too small (30 per group), and 3 months is too short to show a lasting effect.

[2]

© OCR 2018

stemup.co.uk

36 Water is a polar molecule. Molecules of water are attracted to each other.

Fig. 36.1 shows the structure of a water molecule.

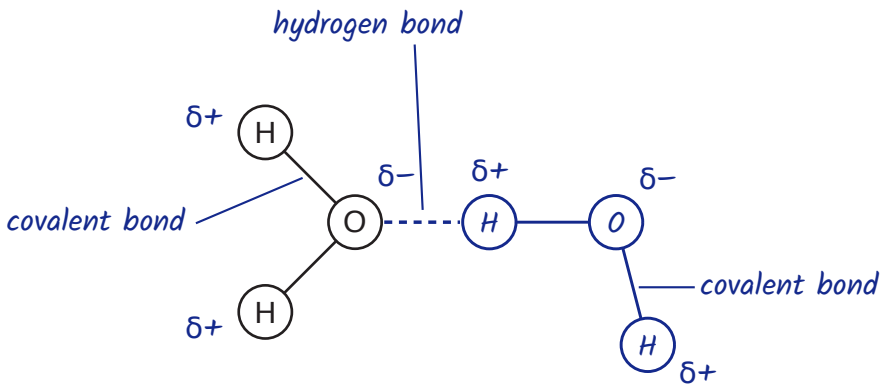

Fig. 36.1

(a) Draw a **second** water molecule on Fig. 36.1, in the position it might take up beside the first water molecule.

Your drawing should show:

- the bond(s) between the two molecules
- the name of each bond
- the charges on each atom.

[Answer on Fig. 36.1] **[3]**

© OCR 2018

(b) Water is required for many metabolic reactions, such as the hydrolysis of starch.

The enzyme that catalyses this reaction, amylase, is commonly used in the food industry. It is produced in large-scale bacterial cultures.

A group of students investigated the amylase activity of five bacterial species.

The bacterial species were treated using the following method:
1. Prepare three nutrient agar plates containing 1% potato starch.
2. Soak five paper discs with cultures of five bacterial species, **A** to **E**.
3. Allow excess liquid to drain from the paper discs and then place onto an agar plate.
4. Repeat steps 1–3 for the other two agar plates.
5. Incubate the agar plates at 25 °C for 3 days.
6. After 3 days, flood the agar plates with reagent **X**.
7. Measure the diameter of any clear zones around the paper discs using a ruler.

Fig. 36.2 shows an agar plate at the end of the investigation.

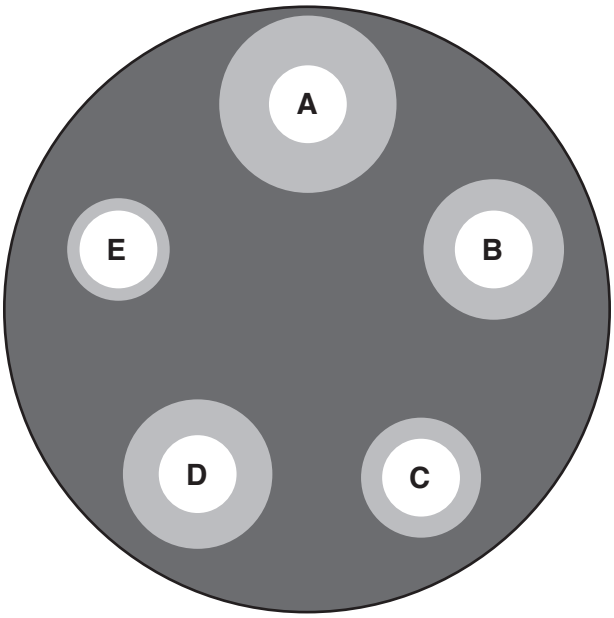

Fig. 36.2

(i) State the **precise** name of the chemical bond in starch that is hydrolysed by amylase.

α-1,4-glycosidic bond ..... **[1]**

(ii) Reagent **X** was used to indicate the presence or absence of starch in the agar plates.

State the name of this reagent **and** its colour in the presence of starch.

Name iodine in potassium iodide solution (KI) .....

Colour blue-black .....

[1]

© OCR 2018

stemup.co.uk

(iii) The table below shows the results of the investigation.

Bacterial species	Diameter of clear zone (mm)				
	Plate 1	Plate 2	Plate 3	Mean	Standard deviation
A	23	22	22	22.3	0.6
B	17	20	19	18.7	1.5
C	15	15	14	14.7	0.6
D	19	18	20	19.0	1.0
E	9	12	12	11.0	

Calculate the standard deviation for the data for bacterial species **E**.

$$s = \sqrt{\frac{\Sigma(x-\bar{x})^2}{n-1}}$$

$\bar{x} = 11.0$

$\Sigma(x - \bar{x})^2 = (-2)^2 + 1^2 + 1^2 = 6$

$s = \sqrt{(6 \div 2)} = \sqrt{3} = 1.73$

Standard deviation = ...1.7..... **[2]**

(iv) The investigation did not include any control experiment.

Suggest **one** control experiment that could have been included in this investigation **and** explain its importance.

Include a disc soaked in sterile water only (no bacteria) on each plate.....

To show that any clear zone is due to amylase (from the bacteria) and.....

not due to the moisture of the disc.....

..... **[2]**

(v) Suggest **one** other way in which the method could be changed to improve the validity of the conclusions.

Measure the concentration of bacteria in each culture before soaking the.....

discs, so the same number of cells is used..... **[1]**

© OCR 2018

37 The process of gas exchange involves several specialised cell types.

Fig. 37.1 shows a human bronchiole and surrounding alveoli under a light microscope. Two cell types are labelled **R** and **S**.

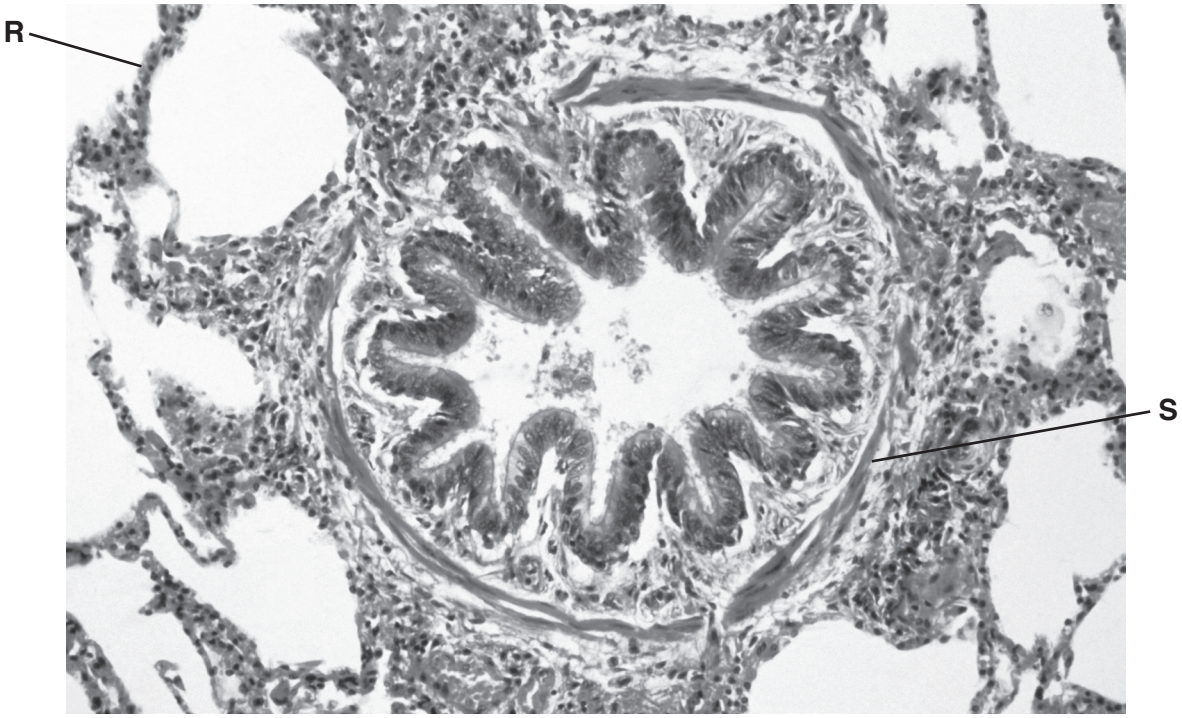

Fig. 37.1

(a) Complete the table below by inserting, for each cell type:

- the **precise** name
- **one** role in gas exchange.

Cell type	Name	Role
R	squamous epithelial cell (alveolar epithelium)	thin surface for gas exchange, short diffusion distance
S	smooth muscle (cell)	control of airflow by constriction / dilation of bronchiole lumen

[4]

© OCR 2018

stemup.co.uk

(b) A health campaign was launched to help people to give up cigarette smoking.

Fig. 37.2 is a graph that featured in the campaign.

Lung function is represented as a percentage of FEV_1 at the age of 25 years.

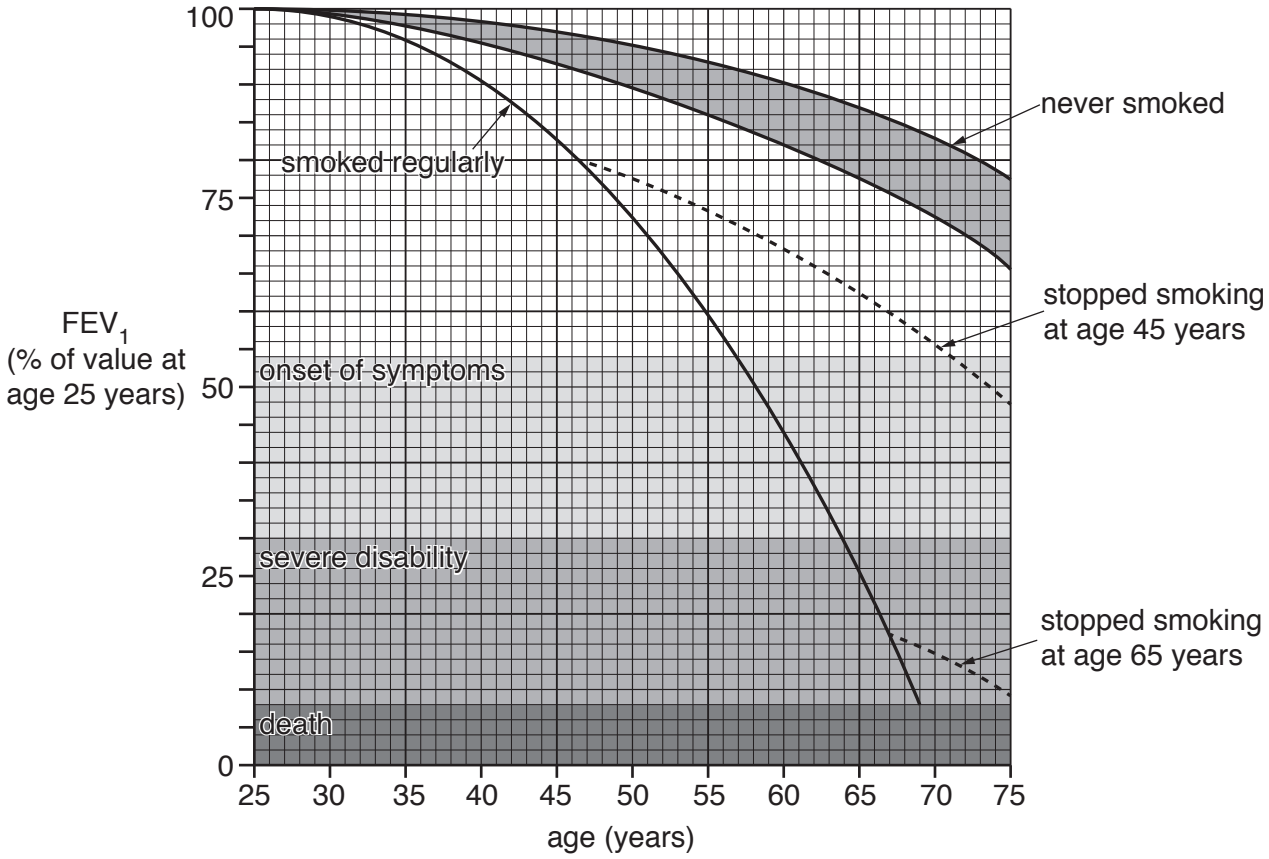

Fig. 37.2

(i) The health campaign claimed that giving up cigarette smoking improves quality of life and prevents smoking-related death.

Evaluate this claim using the data from the graph in Fig. 37.2.

Stopping smoking delays the onset of symptoms and disability; a regular smoker reaches onset of symptoms (55%) at about 58 years, but someone who stopped at 45 not until about 70 years, and never reaches severe disability by 75.

However, giving up at 65 does not improve quality of life, as FEV_1 is already below 25% (severe disability) and does not recover.

The claim about death cannot be proved, as the cause of death is not recorded. **[3]**

© OCR 2018

(ii) During the campaign, doctors warned that the graph in Fig. 37.2 could not accurately predict the lung function of **individual** cigarette smokers over time.

Suggest **two** reasons why.

1 Data are based on mean values and individuals vary, e.g. a person may not begin smoking at age 25.

2 The number of cigarettes per day is not recorded, and other conditions (e.g. asthma, COPD) affect FEV_1.

[2]

(c) Cigarette smoking increases an individual's risk of a heart attack.

A heart attack can lead to respiratory arrest.

Describe how expired air resuscitation is performed to manage an adult in respiratory arrest.

Tilt the head back and lift the chin to open the airway; check for and remove any obstructions.

Pinch the nose and seal your mouth over the casualty's mouth.

Blow gently into the mouth until the chest rises, wait for the chest to fall and then repeat.

Check the pulse after two breaths: repeat if a pulse is present; if not, perform CPR.

[3]

END OF QUESTION PAPER

© OCR 2018

ADDITIONAL ANSWER SPACE

If additional space is required, you should use the following lined page(s). The question number(s) must be clearly shown in the margin(s).

OCR
Oxford Cambridge and RSA

Copyright Information

OCR is committed to seeking permission to reproduce all third-party content that it uses in its assessment materials. OCR has attempted to identify and contact all copyright holders whose work is used in this paper. To avoid the issue of disclosure of answer-related information to candidates, all copyright acknowledgements are reproduced in the OCR Copyright Acknowledgements Booklet. This is produced for each series of examinations and is freely available to download from our public website (www.ocr.org.uk) after the live examination series.

If OCR has unwittingly failed to correctly acknowledge or clear any third-party content in this assessment material, OCR will be happy to correct its mistake at the earliest possible opportunity.

For queries or further information please contact the Copyright Team, First Floor, 9 Hills Road, Cambridge CB2 1GE.

OCR is part of the Cambridge Assessment Group; Cambridge Assessment is the brand name of University of Cambridge Local Examinations Syndicate (UCLES), which is itself a department of the University of Cambridge.

© OCR 2018