Please check the examination details below before entering your candidate information

Candidate surname	Other names

Centre Number | Candidate Number

Pearson Edexcel
Level 1/Level 2 GCSE (9–1)

Wednesday 20 May 2020

Afternoon (Time: 1 hour 45 minutes) | Paper Reference **1PH0/1F**

Physics

Paper 1

Foundation Tier

You must have:
Calculator, ruler

Total Marks

Instructions

- Use **black** ink or ball-point pen.
- **Fill in the boxes** at the top of this page with your name, centre number and candidate number.
- Answer **all** questions.
- Answer the questions in the spaces provided
  – *there may be more space than you need.*
- Calculators may be used.
- Any diagrams may NOT be accurately drawn, unless otherwise indicated.
- You must **show all your working out** with **your answer clearly identified** at the **end of your solution**.

Information

- The total mark for this paper is 100.
- The marks for **each** question are shown in brackets
  – *use this as a guide as to how much time to spend on each question.*
- In questions marked with an asterisk (*), marks will be awarded for your ability to structure your answer logically showing how the points that you make are related or follow on from each other where appropriate.
- A list of equations is included at the end of this exam paper.

Advice

- Read each question carefully before you start to answer it.
- Try to answer every question.
- Check your answers if you have time at the end.

Turn over ▶

P62074A

©2020 Pearson Education Ltd.

1/1/1/1/1/1/1/1/

P 6 2 0 7 4 A 0 1 3 2

Pearson

Answer ALL questions. Write your answers in the spaces provided.

Some questions must be answered with a cross in a box ☒.
If you change your mind about an answer, put a line through the box ☒ and then mark your new answer with a cross ☒.

1 (a) Draw one line from each **use of wave** to the matching **electromagnetic wave**.

One line has been drawn for you.

(3)

use of wave	**electromagnetic wave**
to detect forged banknotes	radio waves
	microwaves
to detect broken bones	infrared waves
	visible light
for night-vision cameras	ultraviolet waves
	X-rays
to sterilise medical equipment	gamma rays

DO NOT WRITE IN THIS AREA
DO NOT WRITE IN THIS AREA
DO NOT WRITE IN THIS AREA

(b) Ultraviolet light has a higher frequency than infrared light.

Which of these colours of visible light has the highest frequency?

(1)

☒ **A** blue

☒ **B** green

☒ **C** orange

☒ **D** yellow

(c) Figure 1 shows how the brightness of a source of light changes with wavelength.

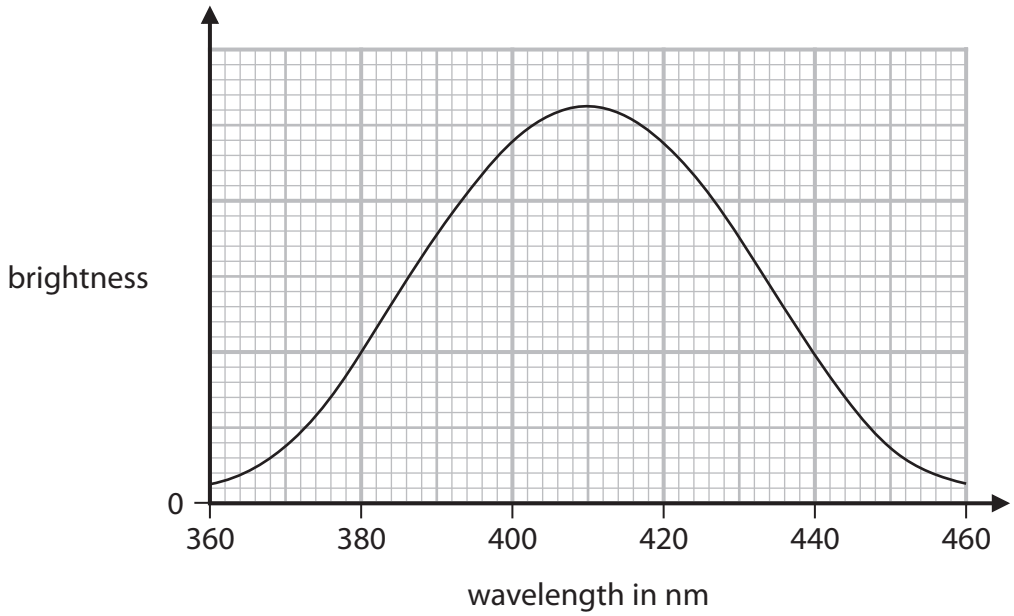

Figure 1

Describe how the brightness changes with wavelength.

(2)

.....

.....

.....

.....

(Total for Question 1 = 6 marks)

DO NOT WRITE IN THIS AREA
DO NOT WRITE IN THIS AREA
DO NOT WRITE IN THIS AREA

2 (a) (i) Which of these is the correct equation that relates force, mass and acceleration?

(1)

☒ **A** $F = m + a$

☒ **B** $F = m - a$

☒ **C** $F = m \times a$

☒ **D** $F = m \div a$

(ii) A cyclist has a mass of 70 kg.

Calculate the force needed to accelerate the cyclist at 2.0 m / s^2.

State the unit.

(2)

force = ... unit = ...

(b) Another cyclist travels 1200 m in a time of 80 s.

Calculate the average speed of the cyclist.

Use the equation

$$\text{average speed} = \frac{\text{distance}}{\text{time}}$$

(2)

average speed = ... m / s

DO NOT WRITE IN THIS AREA
DO NOT WRITE IN THIS AREA
DO NOT WRITE IN THIS AREA

(c) A student wants to measure the average speed of a cyclist.

The student estimates that one of his own steps is 1 m.

He counts 100 steps between two posts on a track.

He uses a stopwatch to measure the time the cyclist takes to travel between the two posts.

Figure 2 shows the set-up used to measure the average speed.

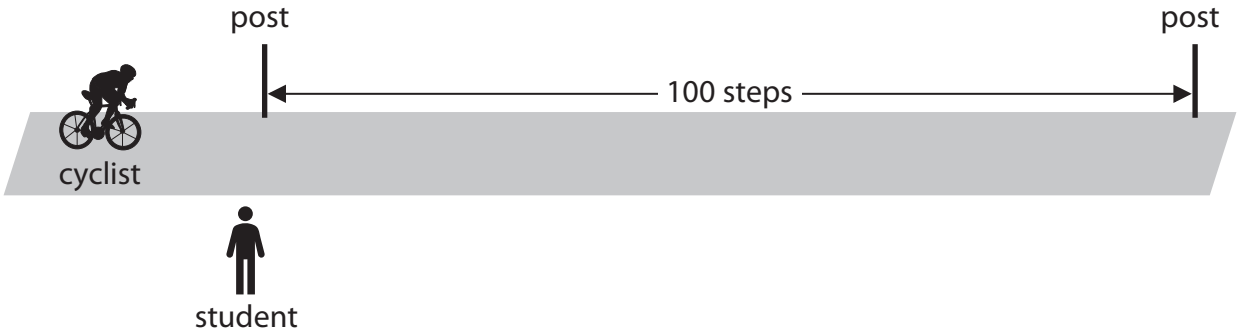

Figure 2

State **two** improvements the student could make to this method.

(2)

1 .....

.....

2 .....

.....

(Total for Question 2 = 7 marks)

DO NOT WRITE IN THIS AREA
DO NOT WRITE IN THIS AREA
DO NOT WRITE IN THIS AREA

3 (a) Which of these planets is at the greatest distance from the Sun?

(1)

☒ **A** Jupiter

☒ **B** Mars

☒ **C** Neptune

☒ **D** Venus

(b) Use words from the box to complete the following sentences.

galaxy	planet	satellite
solar system	star	

(3)

(i) Saturn is a ..... .

(ii) The Moon is a ..... .

(iii) Halley's Comet orbits a ..... .

DO NOT WRITE IN THIS AREA
DO NOT WRITE IN THIS AREA
DO NOT WRITE IN THIS AREA

(c) Figure 3 shows a Mars Exploration Rover.

(Source: *photojournal.jpl.nasa.gov*)

Figure 3

The mass of the rover is 190 kg.

(i) The gravitational field strength on Earth is 10 N / kg.

Calculate the weight of the rover on Earth.

Use the equation

weight = mass × gravitational field strength

(1)

weight on Earth = ... N

(ii) The weight of the rover on Mars is 700 N.

Calculate the gravitational field strength on Mars.

(2)

gravitational field strength on Mars = ... N / kg

(Total for Question 3 = 7 marks)

DO NOT WRITE IN THIS AREA
DO NOT WRITE IN THIS AREA
DO NOT WRITE IN THIS AREA

BLANK PAGE

DO NOT WRITE IN THIS AREA
DO NOT WRITE IN THIS AREA
DO NOT WRITE IN THIS AREA

4 (a) (i) Figure 4 shows two light rays hitting a glass lens.

On Figure 4, draw the two light rays after they leave this lens.

(1)

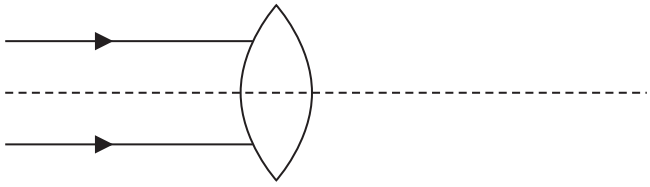

Figure 4

(ii) Figure 5 shows two light rays hitting a different glass lens.

On Figure 5, draw the two light rays after they leave this lens.

(1)

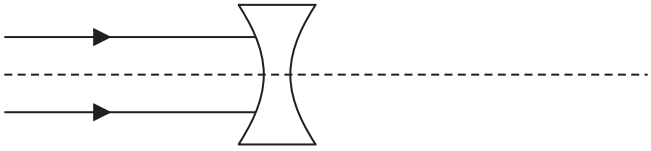

Figure 5

(iii) A lens has a focal length of 25 cm.

Calculate the power of the lens.

Use the equation

$$\text{power in dioptres} = \frac{1}{\text{focal length in metres}}$$

(2)

power of the lens = ... dioptres

DO NOT WRITE IN THIS AREA
DO NOT WRITE IN THIS AREA
DO NOT WRITE IN THIS AREA

(b) Figure 6 shows two solid metal balls, **P** and **Q**.

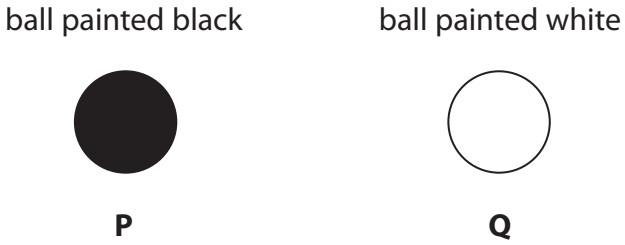

Figure 6

P and **Q** are made from the same metal and have the same radius.

P is painted black and **Q** is painted white.

Each ball is heated to a different temperature.

The balls then cool in the same room.

The graph in Figure 7 shows how the temperature of each ball changes with time.

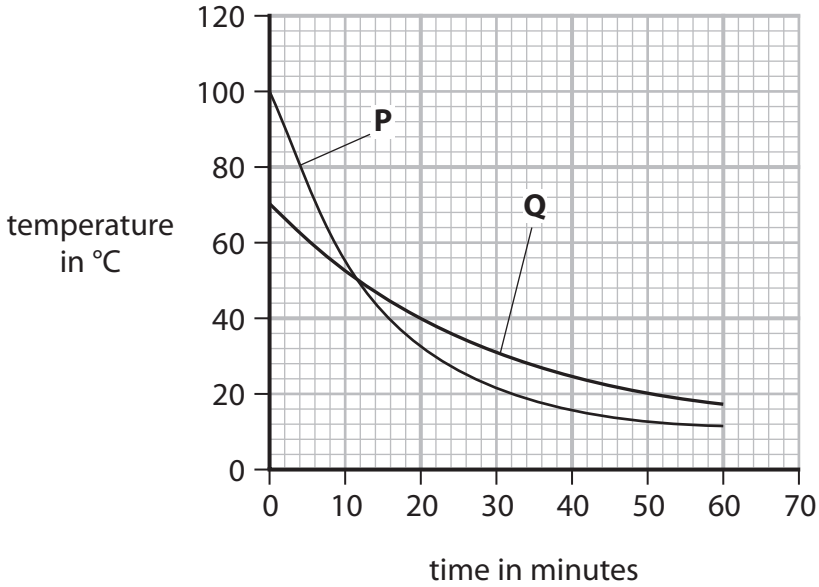

Figure 7

(i) Use the graph in Figure 7 to determine the time when **P** and **Q** were at the same temperature.

Show your working on the graph.

(2)

time = ... minutes

DO NOT WRITE IN THIS AREA
DO NOT WRITE IN THIS AREA
DO NOT WRITE IN THIS AREA

(ii) Which of these temperatures is most likely to be room temperature, as shown by the graph in Figure 7?

(1)

☒ **A** 100 °C

☒ **B** 70 °C

☒ **C** 10 °C

☒ **D** 0 °C

(iii) Explain why the curve for **P** is different from the curve of **Q**. Use information from Figure 6 and Figure 7 to help your answer.

(2)

.....

.....

.....

.....

.....

.....

(Total for Question 4 = 9 marks)

DO NOT WRITE IN THIS AREA
DO NOT WRITE IN THIS AREA
DO NOT WRITE IN THIS AREA

BLANK PAGE

DO NOT WRITE IN THIS AREA
DO NOT WRITE IN THIS AREA
DO NOT WRITE IN THIS AREA

5 (a) Figure 8 shows the symbol for the nucleus of an atom of strontium-90.

$$^{90}_{38}Sr$$

Figure 8

(i) How many protons are in the nucleus of an atom of strontium-90?

(1)

☒ **A** 38

☒ **B** 52

☒ **C** 90

☒ **D** 128

(ii) How many neutrons are in the nucleus of an atom of strontium-90?

(1)

☒ **A** 38

☒ **B** 52

☒ **C** 90

☒ **D** 128

DO NOT WRITE IN THIS AREA
DO NOT WRITE IN THIS AREA
DO NOT WRITE IN THIS AREA

(b) The half-life of strontium-90 is 29 years.

The table in Figure 9 gives some information about how the mass of a sample of strontium-90 changes with time.

mass of strontium-90 in g	time in years
1600	0
.....	29
400	.....

Figure 9

Complete the table in Figure 9.

(2)

(c) A teacher sets up an experiment to show some students how far beta particles travel in air.

Figure 10 shows some of the equipment she uses.

(Source: *www.einstein.yu.edu*)

Figure 10

(i) State the scientific name for the radioactivity detector shown in Figure 10.

(1)

.....

DO NOT WRITE IN THIS AREA
DO NOT WRITE IN THIS AREA
DO NOT WRITE IN THIS AREA

The teacher also has:

- a radioactive source that emits only beta particles
- a metre rule.

(ii) State **two** precautions the teacher must take to protect herself from the effects of radioactivity.

(2)

1 .....

.....

2 .....

.....

(iii) Describe how the teacher could show how far beta particles travel in air.

(4)

.....

.....

.....

.....

.....

.....

.....

.....

(Total for Question 5 = 11 marks)

DO NOT WRITE IN THIS AREA
DO NOT WRITE IN THIS AREA
DO NOT WRITE IN THIS AREA

6 (a) Figure 11 shows a large tank of water.



© NOAA

Figure 11

The tank of water is used to study water waves.

(i) Water waves are transverse waves.

Give another example of a transverse wave.

(1)

.....

(ii) Figure 12 shows a side view of part of the tank.

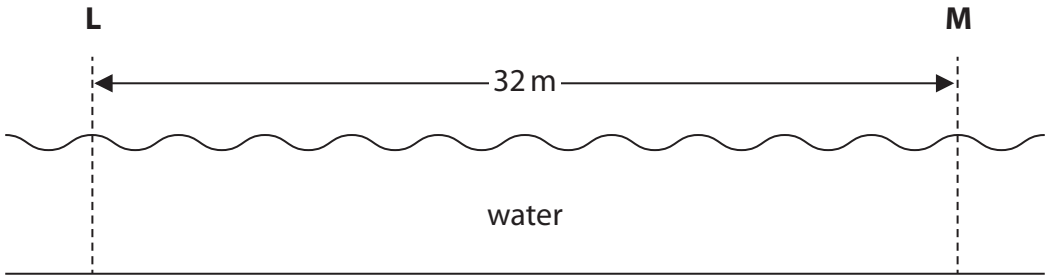

Figure 12

A water wave is moving from **L** to **M**.

Calculate the wavelength of the wave.

(2)

wavelength = ... m

DO NOT WRITE IN THIS AREA
DO NOT WRITE IN THIS AREA
DO NOT WRITE IN THIS AREA

(iii) A technician stands at the side of the tank.

He counts the peaks of the waves as they pass him.

12 peaks pass the technician in a time of 15 s.

Calculate the frequency of the wave.

(2)

frequency = ... Hz

(b) Figure 13 shows part of the inside of the Earth below the surface.

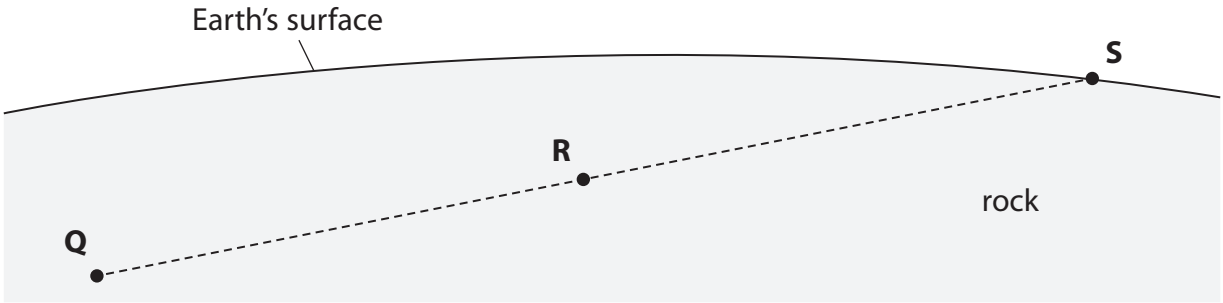

Figure 13

An earthquake starts at **Q**.

A seismic wave travels from **Q** to **S**.

The seismic wave is a longitudinal wave.

(i) Draw arrows on Figure 13 to show how the rock at **R** moves when the seismic wave passes through **R**.

(2)

DO NOT WRITE IN THIS AREA
DO NOT WRITE IN THIS AREA
DO NOT WRITE IN THIS AREA

(ii) The frequency of the seismic wave is 12 Hz.

The wave speed of the seismic wave is 7 km / s.

Calculate the wavelength of the seismic wave, in metres.

Use the equation

$$\text{wavelength} = \frac{\text{wave speed}}{\text{frequency}}$$

(3)

wavelength = ... m

(c) A technician measured the frequency of the water wave in part (a) by counting how many waves passed him in 15 s.

Explain why this would **not** be a suitable method for measuring the frequency of the seismic wave in part (b)(ii).

(2)

.....

.....

.....

.....

(Total for Question 6 = 12 marks)

DO NOT WRITE IN THIS AREA
DO NOT WRITE IN THIS AREA
DO NOT WRITE IN THIS AREA

DO NOT WRITE IN THIS AREA

7 (a) Use words from the box to complete the sentences about nuclear fission of uranium-235 (U-235).

chain	chemical	fuse
neutrons	protons	split

(3)

A neutron hits a nucleus of U-235 and causes the nucleus to ..... .

Each fission releases energy, two daughter nuclei and some ..... .

In a nuclear reactor, one fission can set off a controlled ..... reaction.

(b) Both U-235 and oil can be used as energy sources for generating electricity.

1 kg of natural uranium can result in the generation of 45 000 units of electricity.

1 kg of oil can result in the generation of 5.0 units of electricity.

Calculate the mass of oil needed to generate the same amount of electricity as 1 kg of natural uranium.

(2)

mass of oil = ... kg

(c) Both using nuclear fuel and burning oil produce harmful waste products.

State **one** harmful waste product from each process.

(2)

using nuclear fuel .....

.....

burning oil .....

.....

*(d) Figure 14 shows a household smoke alarm that uses radioactivity to detect smoke.

Courtesy NASA/JPL-Caltech

Figure 14

The radioactive source in the smoke detector is americium–241.

The table in Figure 15 shows some information about americium–241 and two other radioactive sources.

radioactive source	type of radiation	half-life
americium–241	alpha	433 years
actinium-225	alpha	10 days
cobalt-60	gamma	5.27 years

Figure 15

Explain why americium-241 is the best of these three sources to use in this smoke detector.

Use information from Figure 15 and your own knowledge about radiation.

Your answer should refer to

- properties of alpha and gamma radiation
- half-life.

(6)

DO NOT WRITE IN THIS AREA
DO NOT WRITE IN THIS AREA
DO NOT WRITE IN THIS AREA

DO NOT WRITE IN THIS AREA
DO NOT WRITE IN THIS AREA
DO NOT WRITE IN THIS AREA

(Total for Question 7 = 13 marks)

8 A student lifts a toy car from a bench and places the toy car at the top of a slope as shown in Figure 16.

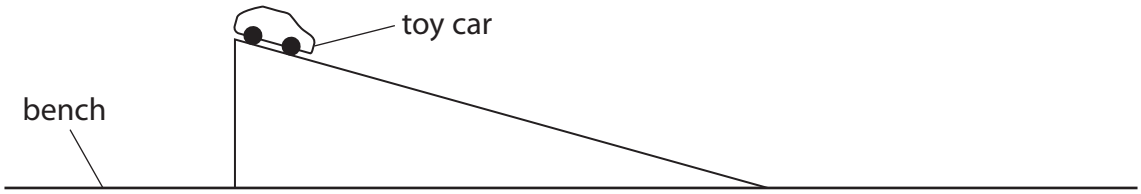

Figure 16

(a) Describe an energy transfer that occurs when the student lifts the toy car from the bench and places the toy car at the top of the slope.

(2)

.....

.....

.....

.....

(b) The student lets the toy car roll down the slope.

Describe how the student could find, by experiment, the speed of the toy car at the bottom of the slope.

(4)

.....

.....

.....

.....

.....

.....

.....

.....

DO NOT WRITE IN THIS AREA
DO NOT WRITE IN THIS AREA
DO NOT WRITE IN THIS AREA

(c) The student needs to develop the experiment to determine the loss in potential energy and the gain in kinetic energy as the toy car is rolling down the slope.

State the other measurements the student must make.

(2)

.....

.....

.....

.....

(d) When the toy car rolls down the slope, some energy is transferred to the surroundings as thermal energy.

State how the student could calculate the amount of energy transferred to the surroundings.

(1)

.....

.....

(e) Explain **one** way the student could reduce the amount of thermal energy transferred to the surroundings as the toy car rolls down the slope.

(2)

.....

.....

.....

.....

(Total for Question 8 = 11 marks)

DO NOT WRITE IN THIS AREA
DO NOT WRITE IN THIS AREA
DO NOT WRITE IN THIS AREA

9 (a) Which of these is a vector?

(1)

☒ **A** energy

☒ **B** force

☒ **C** mass

☒ **D** work

(b) (i) State the equation that relates acceleration to change in velocity and time taken.

(1)

(ii) A van accelerates from a velocity of 2 m / s to a velocity of 20 m / s in 12 s.

Calculate the acceleration of the van.

(2)

acceleration = ... m / s^2

DO NOT WRITE IN THIS AREA
DO NOT WRITE IN THIS AREA
DO NOT WRITE IN THIS AREA

(c) Figure 17 is a velocity / time graph for 15 s of a cyclist's journey.

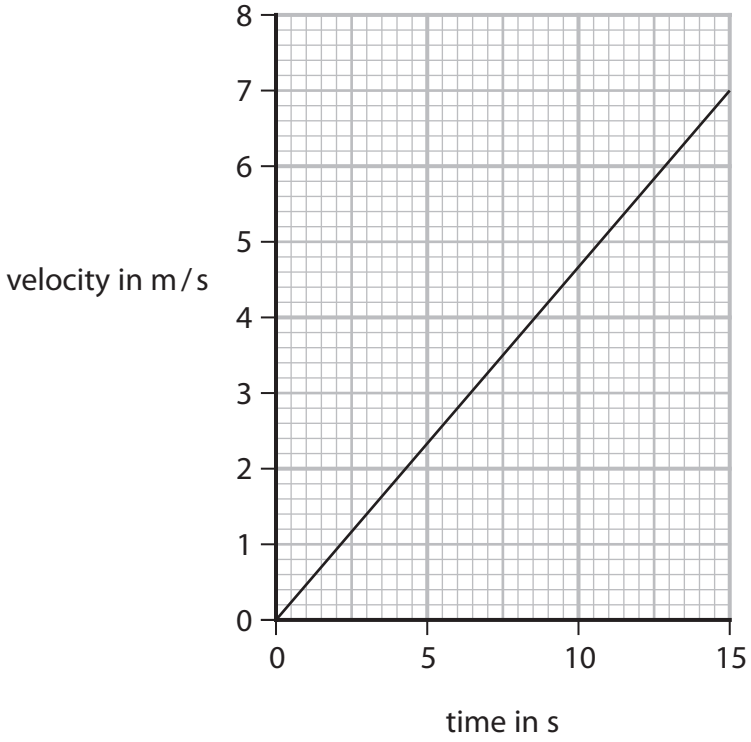

Figure 17

Calculate the distance the cyclist travels in the 15 s.

(3)

distance = ... m

DO NOT WRITE IN THIS AREA
DO NOT WRITE IN THIS AREA
DO NOT WRITE IN THIS AREA

*(d) Many factors can affect the stopping distance of a car.

Some of these factors involve the driver and some of these factors involve the car or the road.

Explain how the stopping distance of a car is affected by

- factors involving the driver
- factors involving the car or the road.

You should include examples in your explanations.

(6)

.....

.....

.....

.....

.....

.....

.....

.....

.....

.....

.....

.....

.....

.....

(Total for Question 9 = 13 marks)

DO NOT WRITE IN THIS AREA DO NOT WRITE IN THIS AREA DO NOT WRITE IN THIS AREA

DO NOT WRITE IN THIS AREA
DO NOT WRITE IN THIS AREA
DO NOT WRITE IN THIS AREA

BLANK PAGE

10 (a) The Sun has a mass of 2.0×10^{30} kg.
A white dwarf has a mass of 3.4×10^{29} kg.

Calculate the value of

$$\frac{\text{mass of this white dwarf}}{\text{mass of the Sun}}$$

(2)

value = ...

(b) Figure 18 is a diagram giving some information about main sequence stars.
Luminosity is a measure of how bright something is.
An increase in luminosity means an increase in brightness.

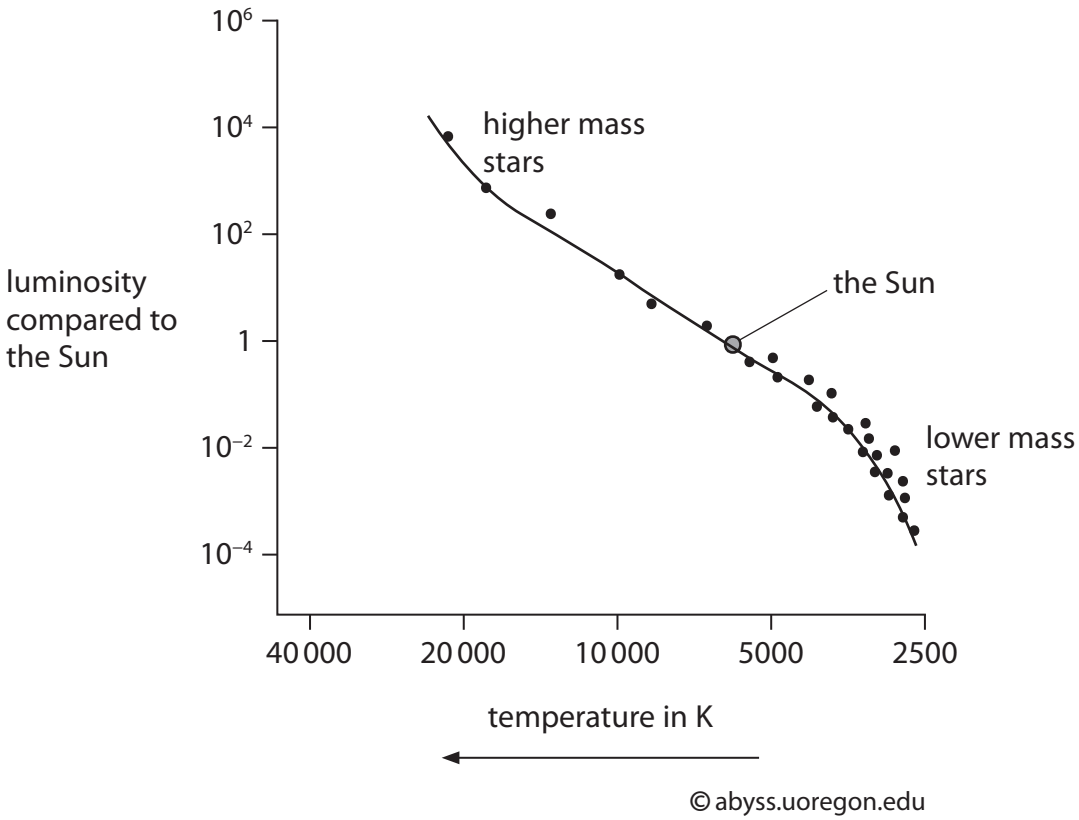

© abyss.uoregon.edu

Figure 18

(i) Estimate the temperature of the Sun.

(1)

temperature of the Sun = ... K

P 6 2 0 7 4 A 0 2 8 3 2

DO NOT WRITE IN THIS AREA
DO NOT WRITE IN THIS AREA
DO NOT WRITE IN THIS AREA

(ii) State how the brightness of a main sequence star changes with its temperature.

(1)

.....

.....

(iii) State how the brightness of a main sequence star changes with its mass.

(1)

.....

.....

(c) Nuclear fusion provides the energy source for stars including the Sun.

Describe what happens during nuclear fusion.

(3)

.....

.....

.....

.....

.....

.....

(d) A nebula may evolve into a main sequence star, such as the Sun.

Explain how a nebula may evolve into a main sequence star.

(3)

.....

.....

.....

.....

.....

.....

(Total for Question 10 = 11 marks)

TOTAL FOR PAPER = 100 MARKS

DO NOT WRITE IN THIS AREA
DO NOT WRITE IN THIS AREA
DO NOT WRITE IN THIS AREA

Equations

(final velocity)^2 – (initial velocity)^2 = 2 × acceleration × distance $v^2 - u^2 = 2 \times a \times x$
energy transferred = current × potential difference × time $E = I \times V \times t$
potential difference across primary coil × current in primary coil = potential difference across secondary coil × current in secondary coil $V_p \times I_p = V_s \times I_s$
change in thermal energy = mass × specific heat capacity × change in temperature $\Delta Q = m \times c \times \Delta\theta$
thermal energy for a change of state = mass × specific latent heat $Q = m \times L$
$P_1 V_1 = P_2 V_2$ to calculate pressure or volume for gases of fixed mass at constant temperature
energy transferred in stretching = 0.5 × spring constant × (extension)^2 $E = ½ \times k \times x^2$

DO NOT WRITE IN THIS AREA
DO NOT WRITE IN THIS AREA
DO NOT WRITE IN THIS AREA

DO NOT WRITE IN THIS AREA
DO NOT WRITE IN THIS AREA
DO NOT WRITE IN THIS AREA

BLANK PAGE

BLANK PAGE

DO NOT WRITE IN THIS AREA
DO NOT WRITE IN THIS AREA
DO NOT WRITE IN THIS AREA