Please check the examination details below before entering your candidate information

Candidate surname	Other names

Centre Number | Candidate Number

Pearson Edexcel Level 1/Level 2 GCSE (9–1)

Time 1 hour 45 minutes

Paper reference **1PH0/1H**

Physics
PAPER 1

Higher Tier

You must have:
Calculator, ruler, Equation Booklet (enclosed)

Total Marks

Instructions

- Use **black** ink or ball-point pen.
- **Fill in the boxes** at the top of this page with your name, centre number and candidate number.
- Answer **all** questions.
- Answer the questions in the spaces provided – *there may be more space than you need.*

Information

- The total mark for this paper is 100.
- The marks for **each** question are shown in brackets – *use this as a guide as to how much time to spend on each question.*
- In questions marked with an **asterisk** (*), marks will be awarded for your ability to structure your answer logically, showing how the points that you make are related or follow on from each other where appropriate.
- A list of equations is included at the end of this exam paper.

Advice

- Read each question carefully before you start to answer it.
- Try to answer every question.
- Check your answers if you have time at the end.

Turn over

©2022 Pearson Education Ltd.

Pearson

Answer ALL questions. Write your answers in the spaces provided.

Some questions must be answered with a cross in a box ☒. If you change your mind about an answer, put a line through the box ☒ and then mark your new answer with a cross ☒.

1 (a) Which ray diagram shows total internal reflection at an air and glass boundary?

(1)

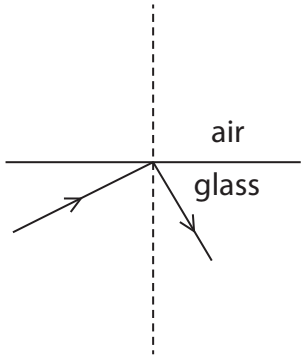

☐ **A**

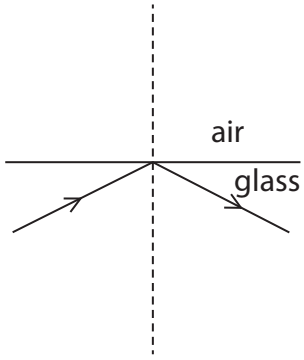

☐ **B**

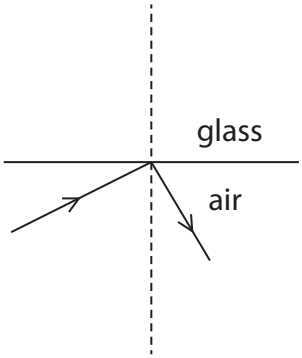

☐ **C**

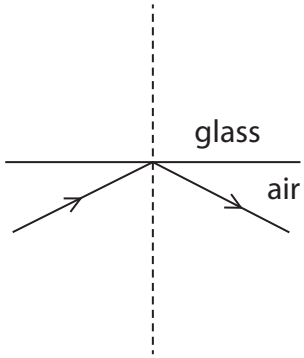

☐ **D**

DO NOT WRITE IN THIS AREA
DO NOT WRITE IN THIS AREA
DO NOT WRITE IN THIS AREA

(b) Figure 1 is a ray diagram for a converging lens when used as a magnifying glass.

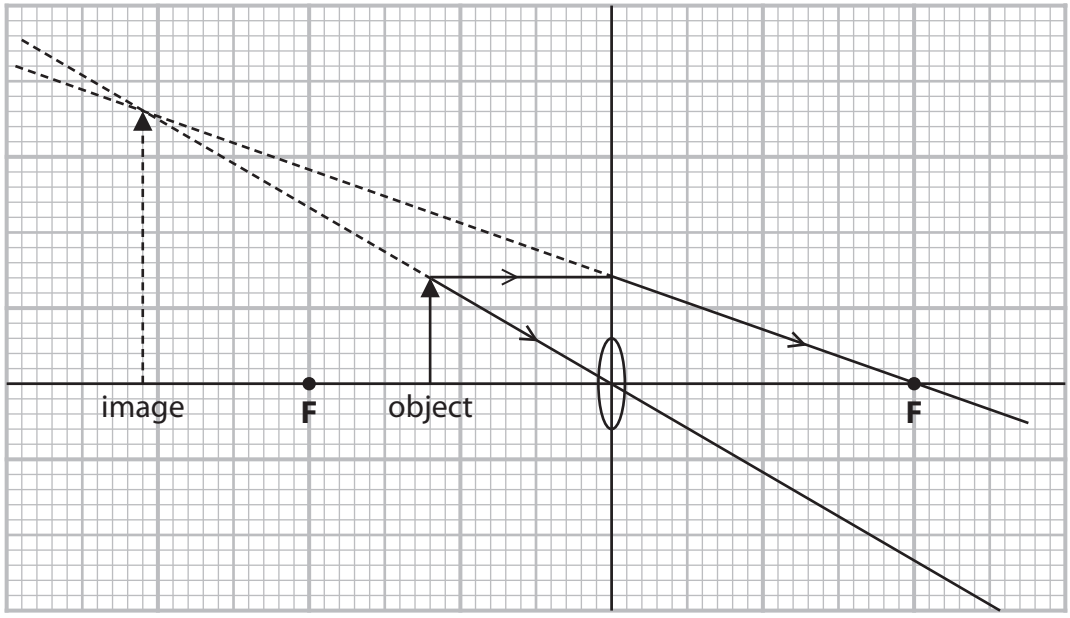

Figure 1

(i) Using information from Figure 1, determine the magnification of the virtual image.

Use the equation

$$\text{magnification} = \frac{\text{height of image}}{\text{height of object}}$$

(2)

magnification = ...

DO NOT WRITE IN THIS AREA
DO NOT WRITE IN THIS AREA
DO NOT WRITE IN THIS AREA

(ii) Describe **one** way the magnification of the image could be increased.

(2)

.....

.....

.....

.....

DO NOT WRITE IN THIS AREA
DO NOT WRITE IN THIS AREA
DO NOT WRITE IN THIS AREA

(c) Figure 2 shows a converging lens used to produce a real image on a screen.

The apparatus is used to find the focal length, *f*, of the lens.

The screen is moved to give a clear image of the object.

The distance from the **object** to the **lens**, $a = 20$ cm.

The distance from the **image** to the **lens**, $b = 40$ cm.

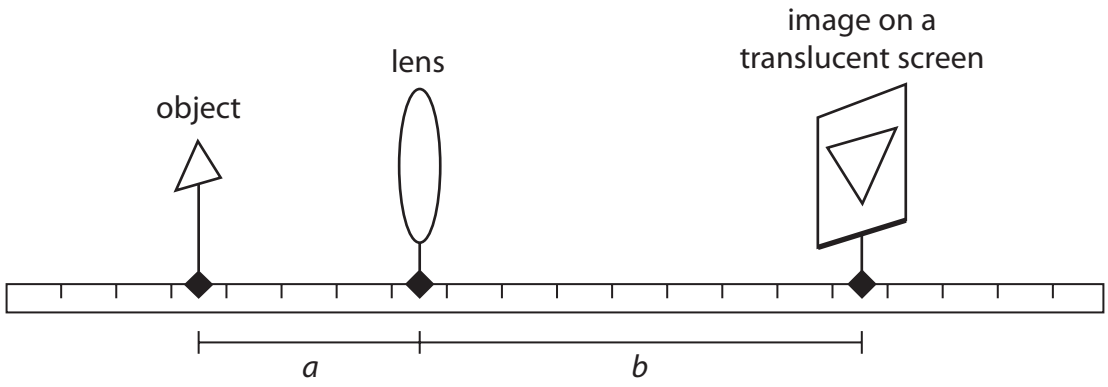

Figure 2

Calculate the focal length, *f*, of the lens.

Use the equation

$$\frac{1}{f} = \frac{a+b}{a \times b}$$

(3)

focal length *f* = ... cm

(Total for Question 1 = 8 marks)

DO NOT WRITE IN THIS AREA
DO NOT WRITE IN THIS AREA
DO NOT WRITE IN THIS AREA

2 (a) Which statement describes conservation of energy in a closed system?

(1)

- ☒ **A** when there are energy transfers, the total energy reduces
- ☒ **B** when there are energy transfers, the total energy does not change
- ☒ **C** when there are no energy transfers, the total energy reduces
- ☒ **D** when there are no energy transfers, the total energy increases

(b) A student uses the apparatus in Figure 3 to find out which of two materials, sand or sawdust, is the better insulator.



Figure 3

The student also has a kettle to boil water, a thermometer and a stop clock.

(i) Draw a labelled diagram to show how the student should set up the equipment to investigate which material is the better insulator.

(3)

DO NOT WRITE IN THIS AREA
DO NOT WRITE IN THIS AREA
DO NOT WRITE IN THIS AREA

(ii) Give **three** factors that the student must control in this investigation.

(3)

1 .....

.....

2 .....

.....

3 .....

.....

(c) Expanded polystyrene, used to insulate buildings, has different densities.

Figure 4 shows how the thermal conductivity of expanded polystyrene changes with the density of expanded polystyrene.

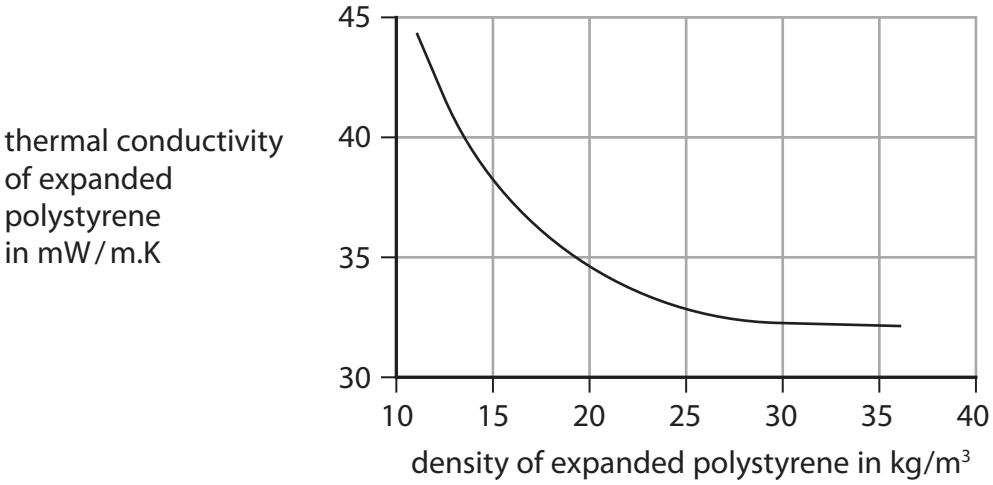

Figure 4

Using the graph in Figure 4, describe how the thermal conductivity of expanded polystyrene changes with the density of expanded polystyrene.

(2)

.....

.....

.....

.....

(Total for Question 2 = 9 marks)

DO NOT WRITE IN THIS AREA
DO NOT WRITE IN THIS AREA
DO NOT WRITE IN THIS AREA

3 (a) Figure 5 is a speed limit sign from a European motorway.

The speeds shown are in km/h (kilometres per hour).

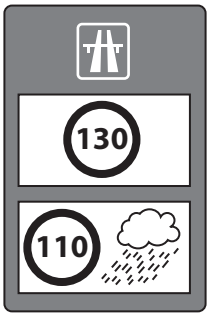

Figure 5

(i) The sign tells drivers to drive at a slower speed in wet weather.

Explain why it is safer for drivers to drive at a slower speed in wet weather.

(2)

.....

.....

.....

.....

(ii) Show that a speed of 31 m/s is less than a speed of 130 km/h.

(2)

DO NOT WRITE IN THIS AREA
DO NOT WRITE IN THIS AREA
DO NOT WRITE IN THIS AREA

(iii)

The driver's reaction time is the time between the driver seeing an emergency and starting to brake.

A car is travelling at a speed of 31 m/s.

The car travels 46 m between the driver seeing an emergency and starting to brake.

Calculate the driver's reaction time.

Give your answer to 2 significant figures.

(3)

driver's reaction time ..... s

(Total for Question 3 = 7 marks)

DO NOT WRITE IN THIS AREA
DO NOT WRITE IN THIS AREA
DO NOT WRITE IN THIS AREA

BLANK PAGE

DO NOT WRITE IN THIS AREA
DO NOT WRITE IN THIS AREA
DO NOT WRITE IN THIS AREA

DO NOT WRITE IN THIS AREA
DO NOT WRITE IN THIS AREA
DO NOT WRITE IN THIS AREA

4 (a) Radioactive tracers can be used when scanning a person's kidneys.

A radioactive isotope is injected into a person's blood stream.

The isotope emits radiation.

As the blood flows through the kidneys, this radiation is detected outside the body by a scanner.

(i) What type of radiation travels from the kidney to the scanner?

(1)

☒ **A** alpha

☒ **B** beta plus

☒ **C** beta minus

☒ **D** gamma

(ii) During the scan, a technician needs to take readings for about 30 minutes.

The half-life of the isotope used is about 6 hours.

1. State why an isotope with a half-life of about 6 minutes is **not** suitable.

(1)

.....

.....

2. State why an isotope with a half-life of about 6 days is **not** suitable.

(1)

.....

.....

(iii) State **two** ways of reducing the radiation risks to the technician.

(2)

1 .....

.....

2 .....

.....

(b) Figure 6 is a diagram of a nuclear reactor.

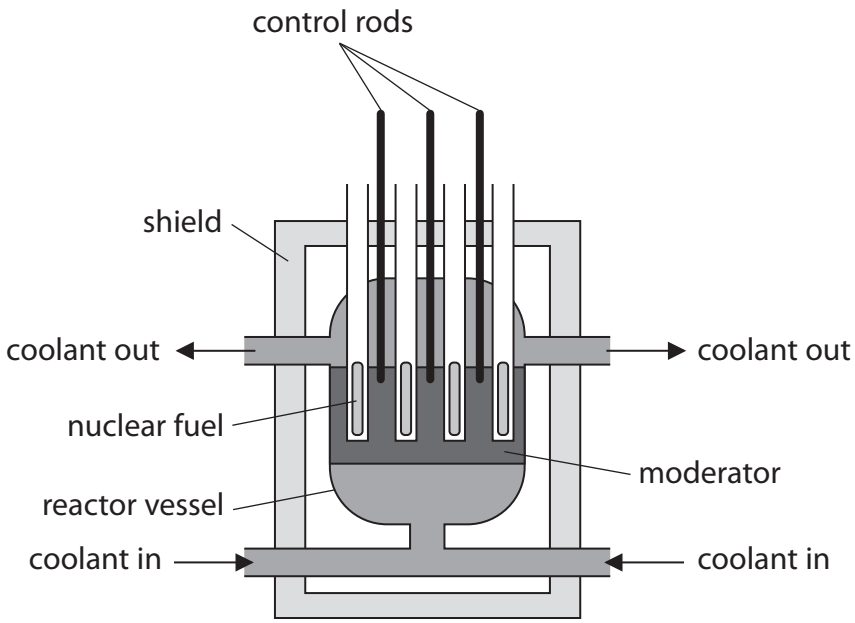

Figure 6

(i) Explain how pushing the control rods further into the reactor slows down the nuclear chain reaction.

(2)

.....

.....

.....

.....

DO NOT WRITE IN THIS AREA
DO NOT WRITE IN THIS AREA
DO NOT WRITE IN THIS AREA

(ii) The moderator in a nuclear reactor slows down the neutrons so that the neutrons are more likely to start other fission reactions.

In a nuclear reactor,

- the average speed of the fast neutrons is 3.0×10^7 m/s
- the average speed of the slow neutrons is 4.0×10^3 m/s

Calculate the average speed of the slow neutrons as a percentage of the average speed of the fast neutrons.

(2)

.....%

(iii) The nuclear reaction is the first stage in the process of generating electricity.

Describe how energy is transferred from the nuclear reaction to the next stage in the process.

(2)

.....

.....

.....

.....

.....

.....

(Total for Question 4 = 11 marks)

DO NOT WRITE IN THIS AREA
DO NOT WRITE IN THIS AREA
DO NOT WRITE IN THIS AREA

5 (a) (i) An aircraft starts from rest and accelerates along the runway for 36 s to reach take-off velocity.

Take-off velocity for this aircraft is 82 m/s.

Show that the acceleration of the aircraft along the runway is about 2 m/s^2.

Assume the acceleration is constant.

(2)

(ii) Calculate the distance the aircraft travels along the runway before take-off.

Use the equation

$$v^2 - u^2 = 2ax$$

(3)

distance = ... m

DO NOT WRITE IN THIS AREA
DO NOT WRITE IN THIS AREA
DO NOT WRITE IN THIS AREA

(iii) Suggest **one** reason why the length of the runway used is always much longer than the calculated distance that the aircraft travels along the runway before take-off.

(1)

.....

.....

(b) (i) The aircraft lands with a velocity of 71 m/s.

The mass of the aircraft is 3.6×10^5 kg.

Calculate the kinetic energy of the aircraft as it lands.

(2)

kinetic energy of aircraft = ... J

(ii) When the aircraft has come to a stop, all the kinetic energy has been transferred to the surroundings.

Give **one** way that the energy has been transferred to the surroundings.

(1)

.....

.....

(Total for Question 5 = 9 marks)

DO NOT WRITE IN THIS AREA
DO NOT WRITE IN THIS AREA
DO NOT WRITE IN THIS AREA

BLANK PAGE

DO NOT WRITE IN THIS AREA
DO NOT WRITE IN THIS AREA
DO NOT WRITE IN THIS AREA

DO NOT WRITE IN THIS AREA
DO NOT WRITE IN THIS AREA
DO NOT WRITE IN THIS AREA

6 (a) The Big Bang and Steady State are two theories of the origin of the Universe.

Red shift and cosmic microwave background (CMB) radiation have been discovered by observing the Universe.

Which line of the table links the evidence to the theory it supports?

(1)

		evidence	
	theory	**red shift**	**CMB**
☒ **A**	Big Bang	Yes	No
☒ **B**	Steady State	Yes	Yes
☒ **C**	Big Bang	Yes	Yes
☒ **D**	Steady State	No	Yes

(b) Figure 7 shows two hydrogen spectra.

One spectrum is taken from a source on Earth.

The other spectrum is taken from a source on a distant galaxy.

The spectral lines in the spectrum from the distant galaxy are shifted towards the red end of the spectrum.

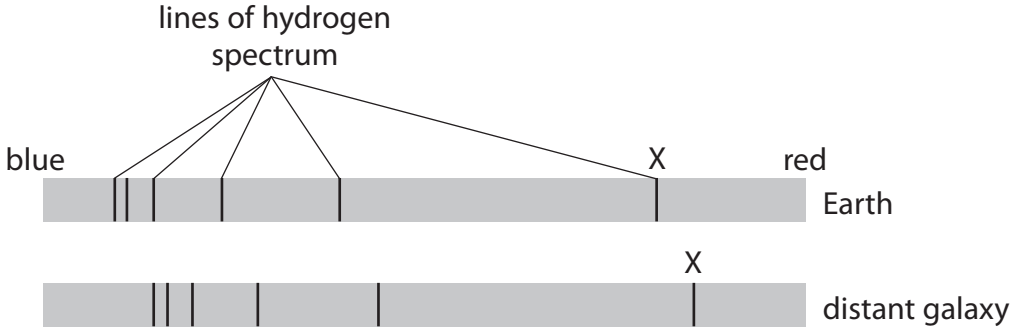

Figure 7

The wavelength of line X on Earth, $\lambda_o = 6.56 \times 10^{-7}$ m

The wavelength of line X from the distant galaxy, $\lambda_g = 6.72 \times 10^{-7}$ m

The red shift (z) is given by the equation

$$z = \frac{(\lambda_g - \lambda_o)}{\lambda_o}$$

(i) Show that the red shift for the light from the distant galaxy is about 0.025

(2)

DO NOT WRITE IN THIS AREA
DO NOT WRITE IN THIS AREA
DO NOT WRITE IN THIS AREA

(ii) The galaxy is moving away from the Earth at velocity, v (recession velocity).

The velocity of light, $c = 3.00 \times 10^8$ m/s

The recession velocity is given by the equation.

$$v = z \times c$$

Calculate the recession velocity of the distant galaxy.

(2)

recession velocity = ... m/s

(iii) The wavelength of the spectral line X measured for a more distant galaxy was 6.92×10^{-7} m.

Explain how this provides evidence that the Universe is expanding.

(2)

.....

.....

.....

.....

DO NOT WRITE IN THIS AREA
DO NOT WRITE IN THIS AREA
DO NOT WRITE IN THIS AREA

(c) Observations of the Universe can be made using telescopes on Earth.

Explain why some telescopes are located on satellites that orbit the Earth.

(2)

.....

.....

.....

.....

(Total for Question 6 = 9 marks)

DO NOT WRITE IN THIS AREA DO NOT WRITE IN THIS AREA DO NOT WRITE IN THIS AREA

7 (a) Which of these is a unit of momentum?

(1)

☒ **A** kg m/s

☒ **B** kg/m/s

☒ **C** kg m/s^2

☒ **D** kg/m/s^2

(b) Students investigate conservation of momentum using two identical trolleys.

A card is then added to trolley A.

Some of the apparatus is set up as shown in Figure 8.

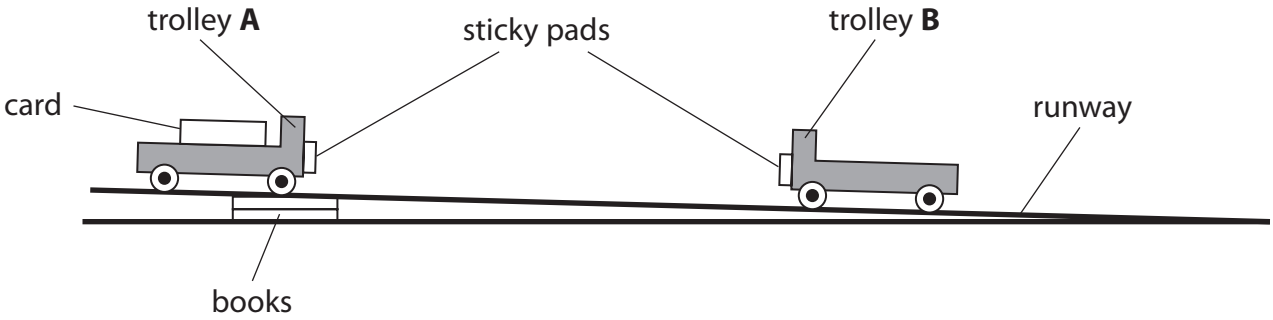

Figure 8

(i) Describe an investigation the students could carry out to show that momentum is conserved when these two trolleys collide.

You may add to the diagram to help with your answer.

(4)

.....

.....

.....

.....

.....

.....

.....

.....

DO NOT WRITE IN THIS AREA
DO NOT WRITE IN THIS AREA
DO NOT WRITE IN THIS AREA

(ii) Give a reason for the runway being at a slope.

(1)

.....

.....

(c) Figure 9 shows a racket and a tennis ball.

The tennis ball is travelling towards the racket at a velocity of 8.2 m/s.

The ball is hit back in the opposite direction at a velocity of 15 m/s.

The ball has a mass of 0.075 kg.

The ball is in contact with the racket for 12 ms.

(i) Calculate the average force exerted by the ball on the racket.

Use the equation

$$F = \frac{mv - mu}{t}$$

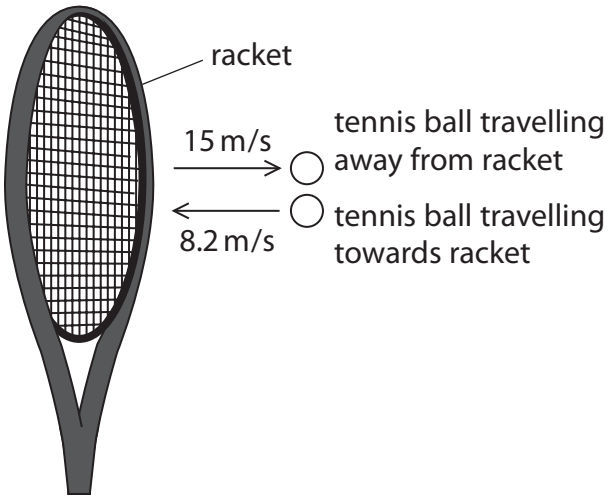

Figure 9

(3)

force = ... N

DO NOT WRITE IN THIS AREA
DO NOT WRITE IN THIS AREA
DO NOT WRITE IN THIS AREA

(ii) Describe how Newton's Third Law of Motion applies to the collision between the racket and the ball.

(2)

.....

.....

.....

.....

(Total for Question 7 = 11 marks)

DO NOT WRITE IN THIS AREA
DO NOT WRITE IN THIS AREA
DO NOT WRITE IN THIS AREA

8 (a) Rutherford devised an experiment to fire alpha particles at thin gold foil.

It was found that alpha particles were scattered by the gold foil.

The gold foil was about 4.0×10^{-7} m thick.

A gold atom has a diameter of about 0.15 nm.

Estimate how many gold atoms would fit across this thickness of gold foil.

(2)

number of atoms = ...

(b) The apparatus that was used in the experiment is shown in Figure 10.

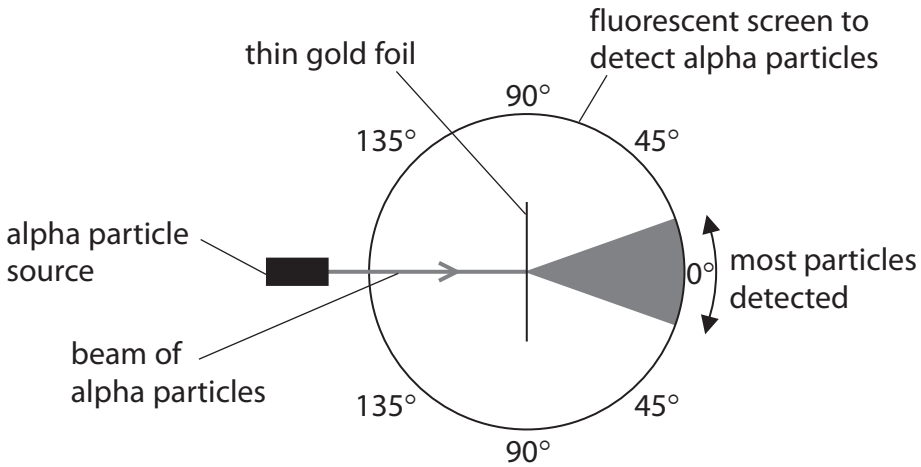

Figure 10

DO NOT WRITE IN THIS AREA
DO NOT WRITE IN THIS AREA
DO NOT WRITE IN THIS AREA

(i) The number of particles detected at each angle in a given time is shown on the graph in Figure 11.

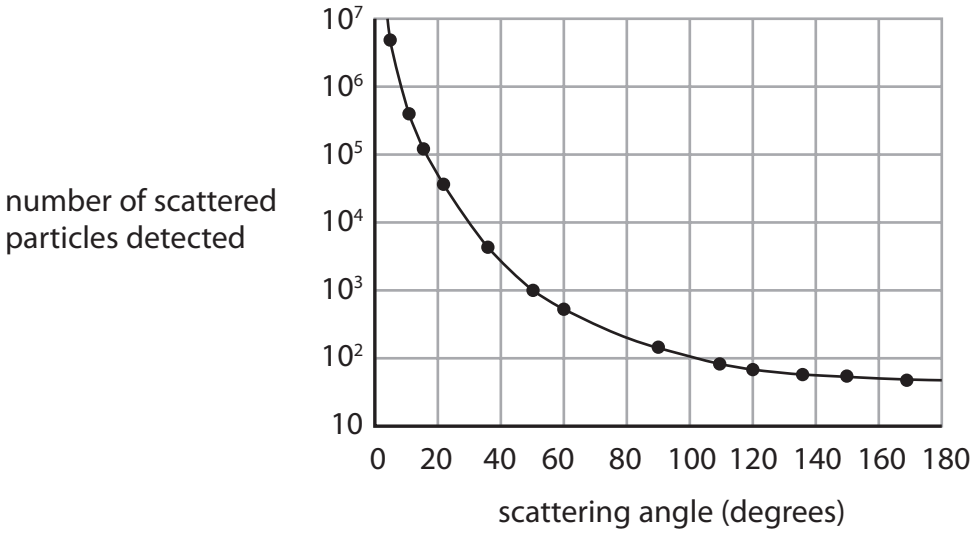

Figure 11

Use information from the graph.

Estimate the ratio of the number of particles scattered through 5° to the number of particles scattered through 100°.

(2)

ratio = ...

DO NOT WRITE IN THIS AREA
DO NOT WRITE IN THIS AREA
DO NOT WRITE IN THIS AREA

(ii) Explain how the difference in the number of particles scattered at different angles gives evidence for the current model of the structure of the atom.

(4)

.....

.....

.....

.....

.....

.....

.....

.....

DO NOT WRITE IN THIS AREA DO NOT WRITE IN THIS AREA DO NOT WRITE IN THIS AREA

(c) Students are given the apparatus shown in Figure 12 and a protractor.

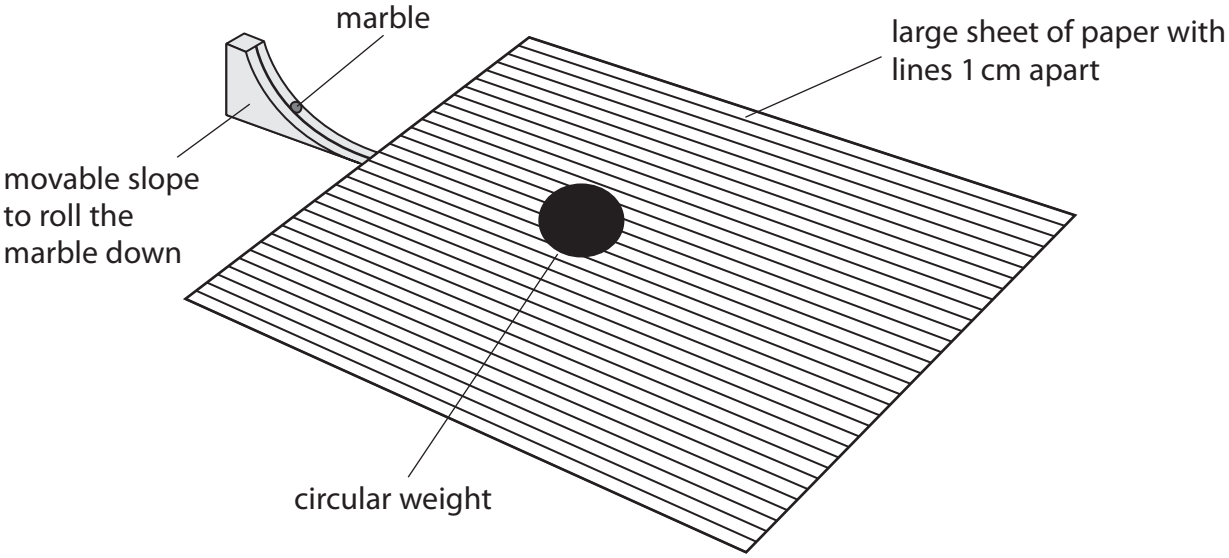

Figure 12

(i) Describe how the students could use the apparatus to model the scattering of alpha particles.

(2)

.....

.....

.....

.....

(ii) Give **one** limitation of this model.

(1)

.....

.....

(Total for Question 8 = 11 marks)

DO NOT WRITE IN THIS AREA
DO NOT WRITE IN THIS AREA
DO NOT WRITE IN THIS AREA

9 This question is about waves in the electromagnetic (e.m.) spectrum.

(a) The potential danger associated with the waves of the e.m. spectrum increases as

(1)

☒ **A** frequency decreases

☒ **B** frequency increases

☒ **C** velocity decreases

☒ **D** velocity increases

(b) (i) A microwave oven uses waves of frequency 2.45 GHz.

Calculate the wavelength of the microwaves.

The velocity of light is 3.00×10^8 m/s.

(3)

wavelength = ... m

DO NOT WRITE IN THIS AREA
DO NOT WRITE IN THIS AREA
DO NOT WRITE IN THIS AREA

(ii) The microwave oven is 55% efficient and transfers 42 000 J of energy to some food when it is heated.

Calculate the total amount of energy that must be supplied to the oven.

(3)

energy supplied to oven = ... J

DO NOT WRITE IN THIS AREA
DO NOT WRITE IN THIS AREA
DO NOT WRITE IN THIS AREA

*(c) X-rays and radio waves are part of the electromagnetic spectrum and have different uses.

These radiations are produced in different ways.

X-rays are emitted when electrons within an atom go through energy changes.

Radiowaves are produced by electrons in circuits.

Compare X-rays with radio waves.

Your answer should refer to

- the uses of both types of radiation
- the different ways that electrons are involved in producing X-rays and radio waves.

(6)

.....

.....

.....

.....

.....

.....

.....

.....

.....

.....

.....

(Total for Question 9 = 13 marks)

DO NOT WRITE IN THIS AREA DO NOT WRITE IN THIS AREA DO NOT WRITE IN THIS AREA

10 (a) The human ear can only detect frequencies below ultrasound and above infrasound.

(i) Which of these gives the approximate range of frequencies for the human ear?

(1)

☒ **A** 2 kHz to 2 Hz

☒ **B** 20 kHz to 20 Hz

☒ **C** 2 000 kHz to 2 kHz

☒ **D** 200 kHz to 20 kHz

(ii) Suggest **two** reasons why there are limits to the frequencies that a human ear can detect.

(2)

1 .....

.....

2 .....

.....

DO NOT WRITE IN THIS AREA
DO NOT WRITE IN THIS AREA
DO NOT WRITE IN THIS AREA

(b) Ultrasound can be used to find cracks in metals.

Figure 13a shows the signals emitted and received when the metal bar has no cracks.

Figure 13b shows the signals emitted and received when the metal bar has a crack.

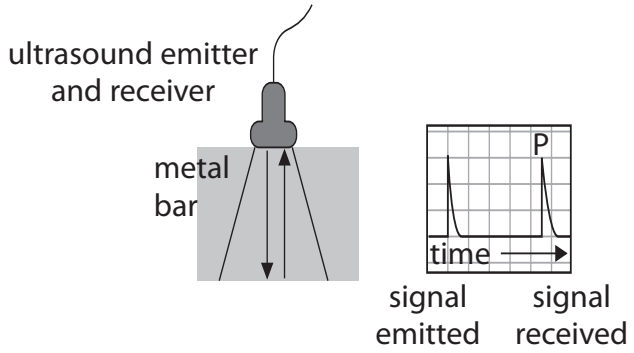

Figure 13a

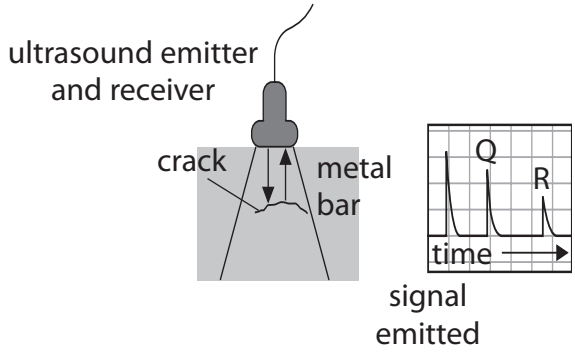

Figure 13b

(i) Explain how the signals in Figure 13a and Figure 13b show that there is a crack in the metal bar in Figure 13b.

(2)

.....

.....

.....

.....

(ii) Suggest **one** reason why the amplitude of signal R in Figure 13b is smaller than the amplitude of signal P shown in Figure 13a.

(1)

.....

.....

DO NOT WRITE IN THIS AREA
DO NOT WRITE IN THIS AREA
DO NOT WRITE IN THIS AREA

*(c) The table in Figure 14 gives information about seismic waves, S waves and P waves, produced by an earthquake.

S waves	P waves
transverse	longitudinal
slow moving	fast moving
travel through solids	travel through liquids and solids

Figure 14

Figure 15 shows

- the paths of some S waves and P waves coming from an earthquake
- the types of wave detected in different regions (A, B and C) of the Earth's surface.

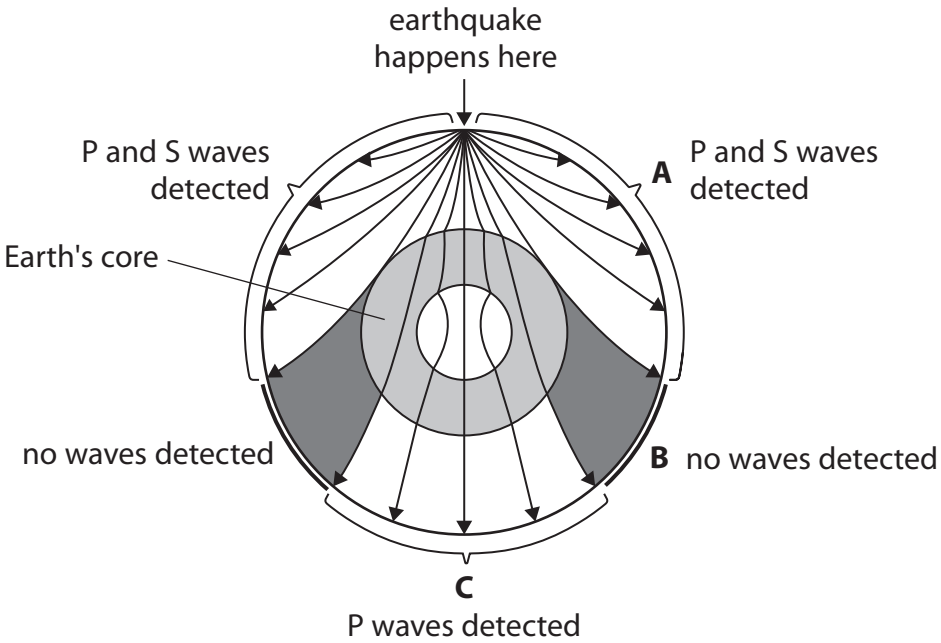

Figure 15

DO NOT WRITE IN THIS AREA
DO NOT WRITE IN THIS AREA
DO NOT WRITE IN THIS AREA

Explain what the diagram in Figure 15 shows about the density of the Earth and the nature of the Earth's core.

Use information from the table in Figure 14 and the diagram in Figure 15 in your answer.

(6)

.....

.....

.....

.....

.....

.....

.....

.....

.....

.....

.....

.....

.....

.....

.....

.....

(Total for Question 10 = 12 marks)

TOTAL FOR PAPER = 100 MARKS

DO NOT WRITE IN THIS AREA DO NOT WRITE IN THIS AREA DO NOT WRITE IN THIS AREA

DO NOT WRITE IN THIS AREA
DO NOT WRITE IN THIS AREA
DO NOT WRITE IN THIS AREA

BLANK PAGE

Equations

(final velocity)^2 – (initial velocity)^2 = 2 × acceleration × distance $v^2 - u^2 = 2 \times a \times x$
force = change in momentum ÷ time $F = \frac{(mv - mu)}{t}$
energy transferred = current × potential difference × time $E = I \times V \times t$
force on a conductor at right angles to a magnetic field carrying a current = magnetic flux density × current × length $F = B \times I \times l$
$\frac{\text{voltage across primary coil}}{\text{voltage across secondary coil}} = \frac{\text{number of turns in primary coil}}{\text{number of turns in secondary coil}}$ $\frac{V_p}{V_s} = \frac{N_p}{N_s}$
potential difference across primary coil × current in primary coil = potential difference across secondary coil × current in secondary coil $V_p \times I_p = V_s \times I_s$
change in thermal energy = mass × specific heat capacity × change in temperature $\Delta Q = m \times c \times \Delta\theta$
thermal energy for a change of state = mass × specific latent heat $Q = m \times L$
to calculate pressure or volume for gases of fixed mass at constant temperature $P_1 V_1 = P_2 V_2$
energy transferred in stretching = 0.5 × spring constant × (extension)^2 $E = ½ \times k \times x^2$
pressure due to a column of liquid = height of column × density of liquid × gravitational field strength $P = h \times \rho \times g$

DO NOT WRITE IN THIS AREA
DO NOT WRITE IN THIS AREA
DO NOT WRITE IN THIS AREA