AQA

Please write clearly in block capitals.

Centre number | | | | | | Candidate number | | | | |

Surname _____

Forename(s) _____

Candidate signature _____
I declare this is my own work.

A-level
CHEMISTRY

Paper 2 Organic and Physical Chemistry

Time allowed: 2 hours

Materials
For this paper you must have:
- the Periodic Table/Data Booklet, provided as an insert (enclosed)
- a ruler with millimetre measurements
- a scientific calculator, which you are expected to use where appropriate.

Instructions
- Use black ink or black ball-point pen.
- Fill in the boxes at the top of this page.
- Answer **all** questions.
- You must answer the questions in the spaces provided. Do **not** write outside the box around each page or on blank pages.
- If you need extra space for your answer(s), use the lined pages at the end of this book. Write the question number against your answer(s).
- All working must be shown.
- Do all rough work in this book. Cross through any work you do not want to be marked.

Information
- The marks for questions are shown in brackets.
- The maximum mark for this paper is 105.

For Examiner's Use	
Question	Mark
1	
2	
3	
4	
5	
6	
7	
8	
9	
10	
TOTAL	

Do not write outside the box

Answer **all** questions in the spaces provided.

0 1 An acidified solution of butanone reacts with iodine as shown.

$$CH_3CH_2COCH_3 + I_2 \rightarrow CH_3CH_2COCH_2I + HI$$

0 1 . 1 Draw the displayed formula for $CH_3CH_2COCH_2I$

Give the name of $CH_3CH_2COCH_2I$

[2 marks]

Displayed formula

Name _____

Do not write outside the box

0 1 . 2 The rate equation for the reaction is

$$rate = k[CH_3CH_2COCH_3][H^+]$$

Table 1 shows the initial concentrations used in an experiment.

Table 1

	$CH_3CH_2COCH_3$	I_2	H^+
Initial concentration / mol dm^{-3}	4.35	0.00500	0.825

The initial rate of reaction in this experiment is 1.45×10^{-4} mol dm^{-3} s^{-1}

Calculate the value of the rate constant, *k*, for the reaction and give its units.

[3 marks]

k _____

Units _____

0 1 . 3 Calculate the initial rate of reaction when all of the initial concentrations are halved.

[1 mark]

Initial rate of reaction _____ mol dm^{-3} s^{-1}

Question 1 continues on the next page

Do not write outside the box

0 1 . 4 An experiment was done to measure the time, *t*, taken for a solution of iodine to react completely when added to an excess of an acidified solution of butanone.

Suggest an observation used to judge when all the iodine had reacted.

[1 mark]

The experiment was repeated at different temperatures.
Figure 1 shows how $\frac{1}{t}$ varied with temperature for these experiments.

Figure 1

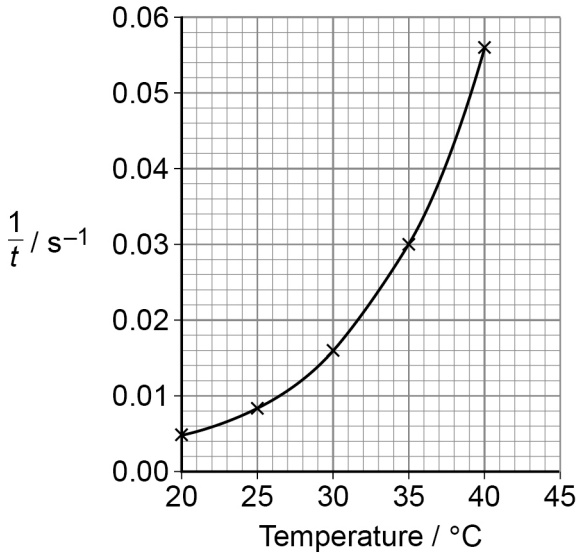

Do not write outside the box

0 1 . 5 Describe and explain the shape of the graph in **Figure 1**.

[3 marks]

_____

_____

_____

_____

_____

_____

_____

0 1 . 6 Deduce the time taken for the reaction at 35 °C

[1 mark]

Time _____ s

Question 1 continues on the next page

Do not write outside the box

0 1 . 7 For a different reaction, **Table 2** shows the value of the rate constant at different temperatures.

Table 2

Experiment	Temperature / K	Rate constant / s^{-1}
1	T_1 = 303	$k_1 = 1.55 \times 10^{-5}$
2	T_2 = 333	$k_2 = 1.70 \times 10^{-4}$

This equation can be used to calculate the activation energy, E_a

$$\ln\left(\frac{k_1}{k_2}\right) = \frac{E_a}{R}\left(\frac{1}{T_2} - \frac{1}{T_1}\right)$$

Calculate the value, in kJ mol^{-1}, of the activation energy, E_a

The gas constant, R = 8.31 J $K^{-1}mol^{-1}$

[5 marks]

E_a _____ kJ mol^{-1}

Do not write outside the box

0 1 . 8 Name and outline the mechanism for the reaction of butanone with KCN followed by dilute acid.

[5 marks]

Name of mechanism _____

Outline of mechanism

21

Turn over for the next question

Do not write outside the box

0 2 Tetrafluoroethene is made from chlorodifluoromethane in this reversible reaction.

$$2\,CHClF_2(g) \rightleftharpoons C_2F_4(g) + 2\,HCl(g) \qquad \Delta H = +128\ kJ\ mol^{-1}$$

A 2.00 mol sample of $CHClF_2$ is placed in a container of volume 23.2 dm^3 and heated. When equilibrium is reached, the mixture contains 0.270 mol of $CHClF_2$

0 2 . 1 Calculate the amount, in moles, of C_2F_4 and of HCl in the equilibrium mixture.

[2 marks]

Amount of C_2F_4 _____ mol

Amount of HCl _____ mol

0 2 . 2 Give an expression for K_c for this equilibrium.

[1 mark]

K_c

Do not write outside the box

0 2 . 3 Calculate a value for K_c

Give its units.

[3 marks]

K_c _____ Units _____

0 2 . 4 State and explain the effect of using a higher temperature on the equilibrium yield of tetrafluoroethene.

[3 marks]

Effect on yield _____

Explanation _____

_____

_____

_____

_____

Question 2 continues on the next page

Do not write outside the box

0 2 . 5 Chemists provided evidence that was used to support a ban on the use of chlorodifluoromethane as a refrigerant.

Many refrigerators now use pentane as a refrigerant.

State the environmental problem that chlorodifluoromethane can cause.

Give **one** reason why pentane does not cause this problem.

[2 marks]

Environmental problem _____

_____

Reason why pentane does not cause this problem _____

_____

_____

_____

11

Do not write outside the box

0 3 This question is about 2-methylbut-1-ene.

0 3 . 1 Name the mechanism for the reaction of 2-methylbut-1-ene with concentrated sulfuric acid.

Outline the mechanism for this reaction to form the major product.

[5 marks]

Name of mechanism _____

Outline of mechanism to form major product

0 3 . 2 Draw the structure of the minor product formed in the reaction in Question **03.1**

Explain why this is the minor product.

[3 marks]

Structure of minor product

Explanation _____

_____

_____

_____

Do not write outside the box

0 3 . 3 Draw the skeletal formula of a functional group isomer of 2-methylbut-1-ene.

[1 mark]

0 3 . 4 2-methylbut-1-ene can form a polymer.

State the type of polymerisation.

Draw the repeating unit for the polymer formed.

[2 marks]

Type of polymerisation _____

Repeating unit

11

Do not write outside the box

0 4 Proteins are polymers made from amino acids.
Part of the structure of a protein is shown.

–Cys–Ser–Asp–Phe–

Each amino acid in the protein is shown using the first three letters of its name.

0 4 . 1 Identify the type of protein structure shown.

[1 mark]

Tick (✓) **one** box.

Primary ☐

Secondary ☐

Tertiary ☐

0 4 . 2 Draw a structure for the –Cys–Ser– section of the protein.
Use the Data Booklet to help you answer this question.

[2 marks]

Question 4 continues on the next page

Do not write outside the box

0 4 . 3 Name the other substance formed when two amino acids react together to form part of a protein chain.

[1 mark]

The general structure of an amino acid is shown.

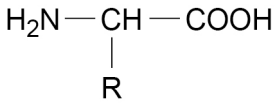

R represents a group that varies between different amino acids.
R groups can interact and contribute to protein structure.

0 4 . 4 Explain why the strength of the interaction between two cysteine R groups differs from the strength of the interaction between a serine R group and an aspartic acid R group.

Use the Data Booklet to help you answer this question.

[4 marks]

0 4 . 5 Deduce the type of interaction that occurs between a lysine R group and an aspartic acid R group.

[1 mark]

9

Do not write outside the box

0 5 This question is about the preparation of hexan-2-ol.
Hexan-2-ol does not mix with water and has a boiling point of 140 °C

Hexan-2-ol can be prepared from hex-1-ene using this method.

a Measure out 11.0 cm^3 of hex-1-ene into a boiling tube in an ice bath.

b Carefully add 5 cm^3 of concentrated phosphoric acid to the hex-1-ene.

c After 5 minutes add 10 cm^3 of distilled water to the mixture and transfer the boiling tube contents to a separating funnel.

d Shake the mixture and allow it to settle.

e Discard the lower (aqueous) layer.

f Add a fresh 10 cm^3 sample of distilled water and repeat steps **d** and **e**.

g Transfer the remaining liquid to a beaker.

h Add 2 g of anhydrous magnesium sulfate and allow to stand for 5 minutes.

i Filter the mixture under reduced pressure.

j Distil the filtrate and collect the distillate that boils in the range 130–160 °C

0 5 . 1 It is important to wear eye protection and a lab coat when completing this experiment.

Suggest, with a reason, **one** other appropriate safety precaution for this experiment.

[2 marks]

Precaution _____

Reason _____

_____

0 5 . 2 Give a reason for adding the distilled water in steps **c** and **f**.

[1 mark]

_____

_____

0 5 . 3 Give a reason for adding anhydrous magnesium sulfate in step **h**.

[1 mark]

_____

_____

Question 5 continues on the next page

Do not write outside the box

0 5 . 4 Complete and label the diagram of the apparatus used to filter the mixture under reduced pressure in step **i**.

[2 marks]

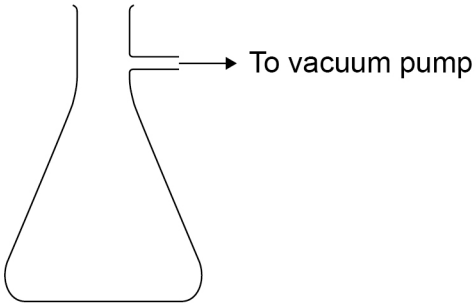

0 5 . 5 Identify the most likely organic impurity, other than hex-1-ene, in the distillate collected in step **j**.

Suggest **one** reason why it could be difficult to remove this impurity.

[2 marks]

Impurity _____

Reason _____

_____

Do not write outside the box

0 5 . 6 Calculate the mass, in g, of hexan-2-ol formed from 11.0 cm^3 of hex-1-ene if the yield is 31.0%

Give your answer to 1 decimal place.

Density of hex-1-ene = 0.678 g cm^{-3}

[4 marks]

Mass _____ g

12

Do not write outside the box

0 6 This question is about compound **X** with the empirical formula C_2H_4O

Figure 2 shows the infrared spectrum of **X**.

Figure 3 shows the ^{13}C NMR spectrum of **X**.

The ^{1}H NMR spectrum of **X** shows four peaks with different chemical shift values. **Table 3** gives data for these peaks.

Figure 2

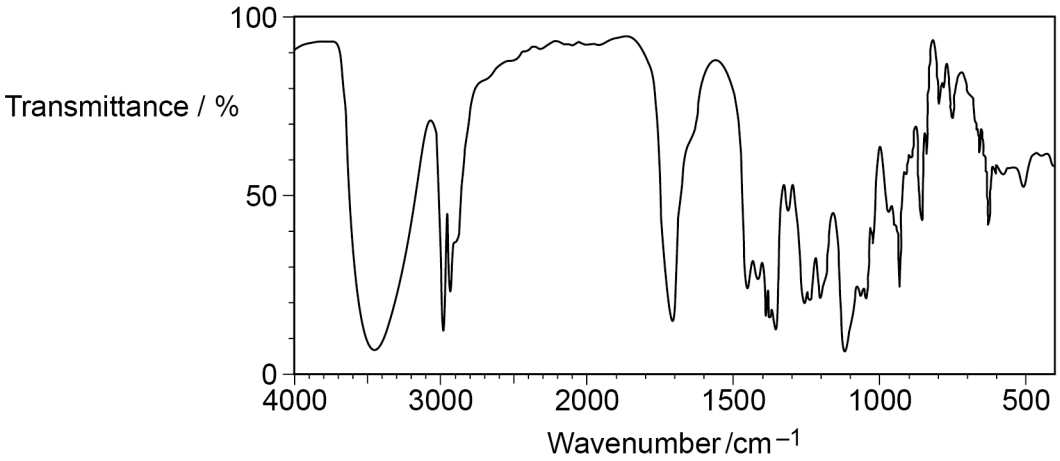

Figure 3

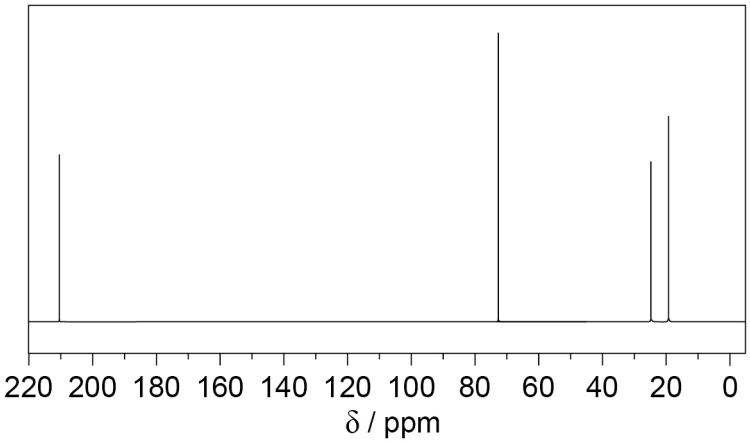

Table 3

Chemical shift δ / ppm	3.9	3.7	2.1	1.2
Splitting pattern	quartet	singlet	singlet	doublet
Integration value	1	1	3	3

Do not write outside the box

Show how information from **Figure 2**, **Figure 3** and **Table 3** can be used to deduce the structure of compound **X**.

[6 marks]

The answer space for this question continues on the next page

Do not write outside the box

6

Do not write outside the box

0 7 This question is about esters.

Figure 4 shows an incomplete mechanism for the reaction of an ester with aqueous sodium hydroxide.

Figure 4

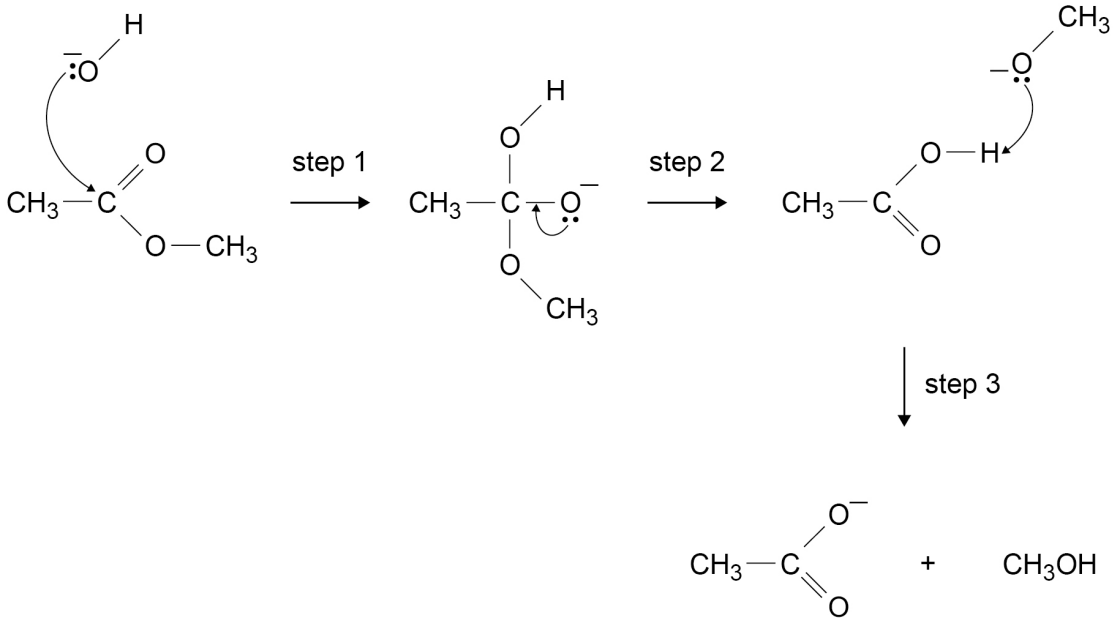

0 7 . 1 Add **three** curly arrows to complete the mechanism in **Figure 4**.

[3 marks]

0 7 . 2 Name the type of reaction shown in **Figure 4**.

[1 mark]

_____

0 7 . 3 Deduce the role of the CH_3O^- ion in step **3** shown in **Figure 4**.

[1 mark]

_____

0 7 . 4 A triester in vegetable oil reacts with sodium hydroxide in a similar way.

Give a use for a product of this reaction.

[1 mark]

_____

6

Do not write outside the box

0 8 Benzene reacts with methanoyl chloride (HCOCl) in the presence of a catalyst.

0 8 . 1 Give an equation for the overall reaction when benzene reacts with methanoyl chloride.

Name the organic product.

[2 marks]

Equation _____

Name _____

0 8 . 2 Identify the catalyst needed in this reaction.

Give an equation to show how the catalyst is used to form the electrophile, $[HCO]^+$

[2 marks]

Catalyst _____

Equation _____

0 8 . 3 Outline the mechanism for the reaction of benzene with the electrophile, $[HCO]^+$

[3 marks]

7

Do not write outside the box

Turn over for the next question

DO NOT WRITE ON THIS PAGE
ANSWER IN THE SPACES PROVIDED

Do not write outside the box

0 9 This question is about olive oil.

A sample of olive oil is mainly the unsaturated fat **Y** mixed with a small amount of inert impurity.

The structure of **Y** in the olive oil is shown.
Y has the molecular formula $C_{57}H_{100}O_6$ (M_r = 880).

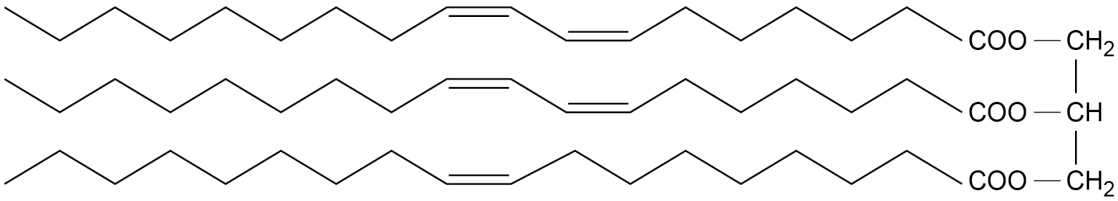

The amount of **Y** is found by measuring how much bromine water is decolourised by a sample of oil, using this method.

- Transfer a weighed sample of oil to a 250 cm^3 volumetric flask and make up to the mark with an inert organic solvent.
- Titrate 25.0 cm^3 samples of the olive oil solution with 0.025 mol dm^{-3} Br_2(aq).

0 9 . 1 A suitable target titre for the titration is 30.0 cm^3 of 0.025 mol dm^{-3} Br_2(aq).

Justify why a much smaller target titre would **not** be appropriate.

Calculate the amount, in moles, of bromine in the target titre.

[2 marks]

Justification _____

_____

_____

_____

Amount of bromine _____ mol

Do not write outside the box

0 9 . 2 Calculate a suitable mass of olive oil to transfer to the volumetric flask using your answer to Question **09.1** and the structure of **Y**.
Assume that the olive oil contains 85% of **Y** by mass.

(If you were unable to calculate the amount of bromine in the target titre, you should assume it is 6.25×10^{-4} mol. This is **not** the correct amount.)

[5 marks]

Mass of olive oil _____ g

Question 9 continues on the next page

Do not write outside the box

The olive oil solution can be prepared using this method.

- Place a weighing bottle on a balance and record the mass, in g, to 2 decimal places.
- Add olive oil to the weighing bottle until a suitable mass has been added.
- Record the mass of the weighing bottle and olive oil.
- Pour the olive oil into a 250 cm^3 volumetric flask.
- Add organic solvent to the volumetric flask until it is made up to the mark.
- Place a stopper in the flask and invert the flask several times.

0 9 . 3 Suggest an extra step to ensure that the mass of olive oil in the solution is recorded accurately.

Justify your suggestion.

[2 marks]

Extra step _____

_____

_____

Justification _____

_____

0 9 . 4 State the reason for inverting the flask several times.

[1 mark]

_____

_____

_____

Do not write outside the box

0 9 . 5 A sample of the olive oil was dissolved in methanol and placed in a mass spectrometer. The sample was ionised using electrospray ionisation. Each molecule gained a hydrogen ion (H^+) during ionisation.
The spectrum showed a peak for an ion with $\frac{m}{z}$ = 345 formed from an impurity in the olive oil.
The ion with $\frac{m}{z}$ = 345 was formed from a compound with the empirical formula $C_5H_{10}O$

Deduce the molecular formula of this compound.

[2 marks]

Show your working.

Molecular formula _____

12

Turn over for the next question

Do not write outside the box

1 0 This question is about the reaction scheme shown.

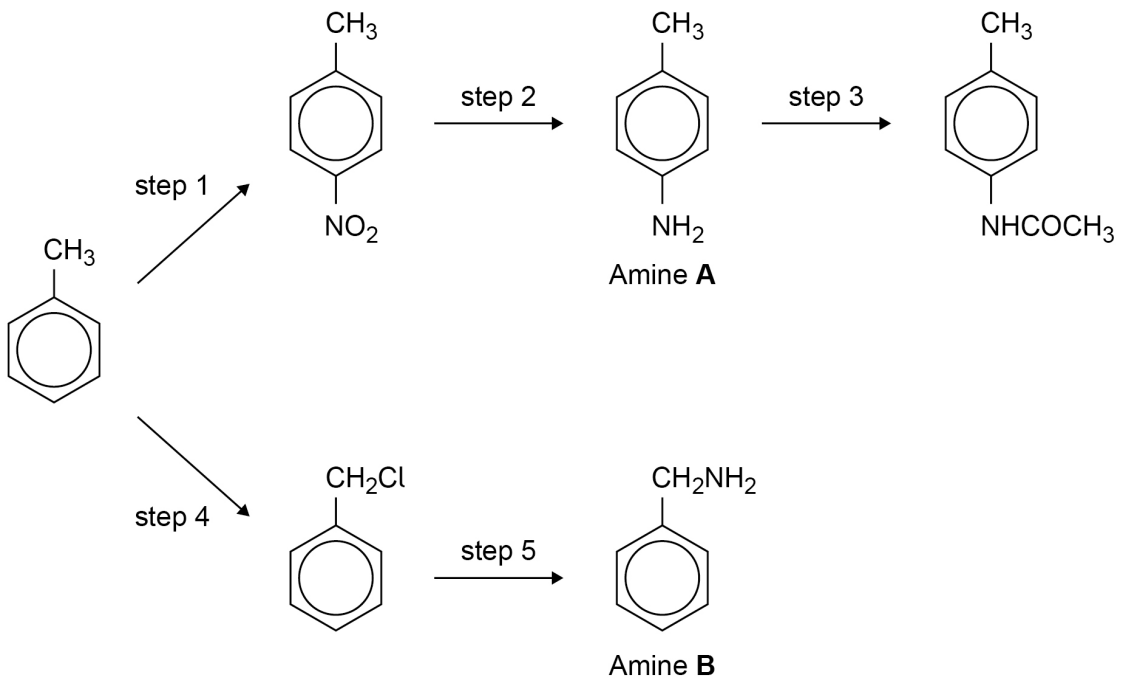

1 0 . 1 State the reagents needed for step **1** and the reagents needed for step **2**.

[3 marks]

step **1** _____

_____

step **2** _____

_____

1 0 . 2 Give the name of the mechanism for the reaction in step **3**.

[1 mark]

_____

Do not write outside the box

1 0 . 3 Name the reagent for step **4**.

State a necessary condition for step **4**.

[2 marks]

Reagent _____

Condition _____

1 0 . 4 Amine **A** is formed in step **2** and amine **B** is formed in step **5**.

Explain why the yield of **B** in step **5** is less than the yield of **A** in step **2**.

[2 marks]

_____

_____

_____

_____

1 0 . 5 Explain why amine **B** is a stronger base than amine **A**.

[2 marks]

_____

_____

_____

_____

10

END OF QUESTIONS

Do not write outside the box

There are no questions printed on this page

DO NOT WRITE ON THIS PAGE
ANSWER IN THE SPACES PROVIDED

Do not write outside the box

Question number	**Additional page, if required.** **Write the question numbers in the left-hand margin.**

Do not write outside the box

Question number	**Additional page, if required.** **Write the question numbers in the left-hand margin.**

Copyright information

For confidentiality purposes, all acknowledgements of third-party copyright material are published in a separate booklet. This booklet is published after each live examination series and is available for free download from www.aqa.org.uk.

Permission to reproduce all copyright material has been applied for. In some cases, efforts to contact copyright-holders may have been unsuccessful and AQA will be happy to rectify any omissions of acknowledgements. If you have any queries please contact the Copyright Team.

Copyright © 2022 AQA and its licensors. All rights reserved.